

F O R S Y T H C O U N T Y
SHERIFF
ONE TEAM - ONE MISSION



2008 ANNUAL REPORT



1970



1980



1990



2000

*120 West Third Street
Winston-Salem, NC 27101
(336) 917-7001
(336) 727-8070
www.co.forsyth.nc.us*

Table of Contents

<i>Forsyth County</i>	<i>3</i>
<i>Visitors to Forsyth County</i>	<i>4</i>
<i>Memorial</i>	<i>6</i>
<i>Enforcement Bureau</i>	<i>7</i>
<i>Patrol Division</i>	<i>8</i>
<i>Municipalities</i>	<i>9</i>
<i>Bethania</i>	<i>10</i>
<i>Clemmons</i>	<i>11</i>
<i>Lewisville</i>	<i>12</i>
<i>Rural Hall</i>	<i>13</i>
<i>Tobaccoville</i>	<i>14</i>
<i>Walkertown</i>	<i>15</i>
<i>Forsyth County Crime</i>	<i>16</i>
<i>Crime Clock</i>	<i>17</i>
<i>Crime Comparison</i>	<i>18</i>
<i>Part I Crimes</i>	<i>19</i>
<i>Arrests and Charges</i>	<i>28</i>
<i>Civil and Support Services Division</i>	<i>30</i>
<i>Criminal Investigative Services</i>	<i>34</i>
<i>Law Enforcement Detention Center</i>	<i>39</i>
<i>Achievements and Awards</i>	<i>41</i>



Established: 1849

Government: Board of Commissioners/Manager

Named For: Colonel Benjamin Forsyth

County Manager: Dudley Watts, Jr.

County Property Tax Rate per \$100 value: 0.696

Area: 412 sq miles

Population: 343,028

Median Income: \$42,097

County Budget: \$391,727,113 (FY 08-09)

Sheriff Budget: \$39,883,450 (FY 08-09)

Portion of County Budget: 10% (FY 08-09)

FCSO Patrol Population: 92,099

Sheriff's Patrol/Population Ratio: 1:1576



On May 8, 2008, in the dark hours of the night, a Class EF3 tornado touched down in Clemmons, Forsyth County, damaging or demolishing almost 100 homes.



Wind gusts were estimated at 140mph. Thousands of home owners were without power for several days and

some up to a week. The Forsyth Sheriff's Office, along with other County Emergency Management personnel, worked furiously to



secure the safety of all the residents involved. These are just a few of the pictures of damaged property.





Presidential candidates John McCain and Barack Obama made stops in Forsyth County in 2008.





Sergeant James Milton Johnson
November 11, 2004

While attempting to subdue a neighbor who had started shooting people in the neighborhood, Reserve Sergeant Johnson was shot and killed. During the same incident another deputy was wounded and two civilians were killed by the gunman.

Captain Jack ("Red") Conrad Renigar
May 30, 1975

A reserve officer, attempting to apprehend a suspect who had shot and killed Deputy Wayne Gaither of the Davie County Sheriff's Office, was shot and killed. The suspect had been cornered in a small convenience store and was exchanging shots with the officers. Captain Renigar was shot by the suspect as he stood up from his covered position to warn a couple that had pulled into the parking lot of the store not knowing what was happening.



Deputy Sheriff Ernest Wilson Walters
February 23, 1966

While serving a civil process, Deputy Walters asked the suspect to secure her dog to prevent it from getting out of the house. The woman retrieved a shotgun and shot Deputy Walters.

Deputy Sheriff T. N. Westmoreland
April 26, 1950

Deputy Westmoreland was stabbed to death while making an arrest.



Deputy Sheriff Linder Newsome
February 23, 1929

While in pursuit of a vehicle occupied by thieves, Deputy Newsome's patrol car crashed.

“Greater love hath no man than this, that a man lay down his life for his friends.” John 15:13



ENFORCEMENT BUREAU
MAJOR F. B. STANLEY
Bureau Commander

Administration
Field Services
Civil & Support Services
Investigative Services





Captain D. V. Hedgecock


*Patrol
Crime Prevention
Reserves
Community Police
START
Citizen Patrol*





Municipalities

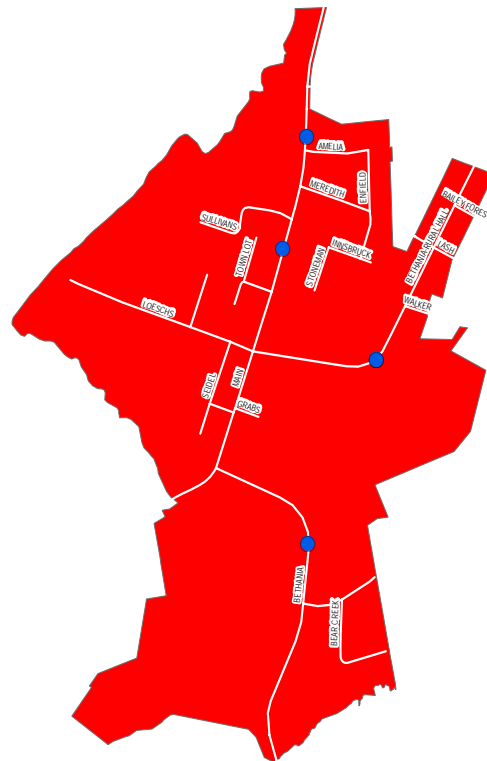
*Bethania
Clemmons
Lewisville
Rural Hall
Tobaccoville
Walkertown*



A banner for the Village of Tobaccoville. On the left is a circular seal with a landscape scene and the text "VILLAGE OF TOBACCOVILLE NORTH CAROLINA INCORPORATED 1991". In the center, the text "The Village of Tobaccoville" is written in a large, stylized font. On the right, contact information is listed: "6936 Doral Drive Post Office Box 332 Tobaccoville, NC 27050 336-983-0029". The background of the banner shows various scenes of the village, including a gazebo, a building, and a street.

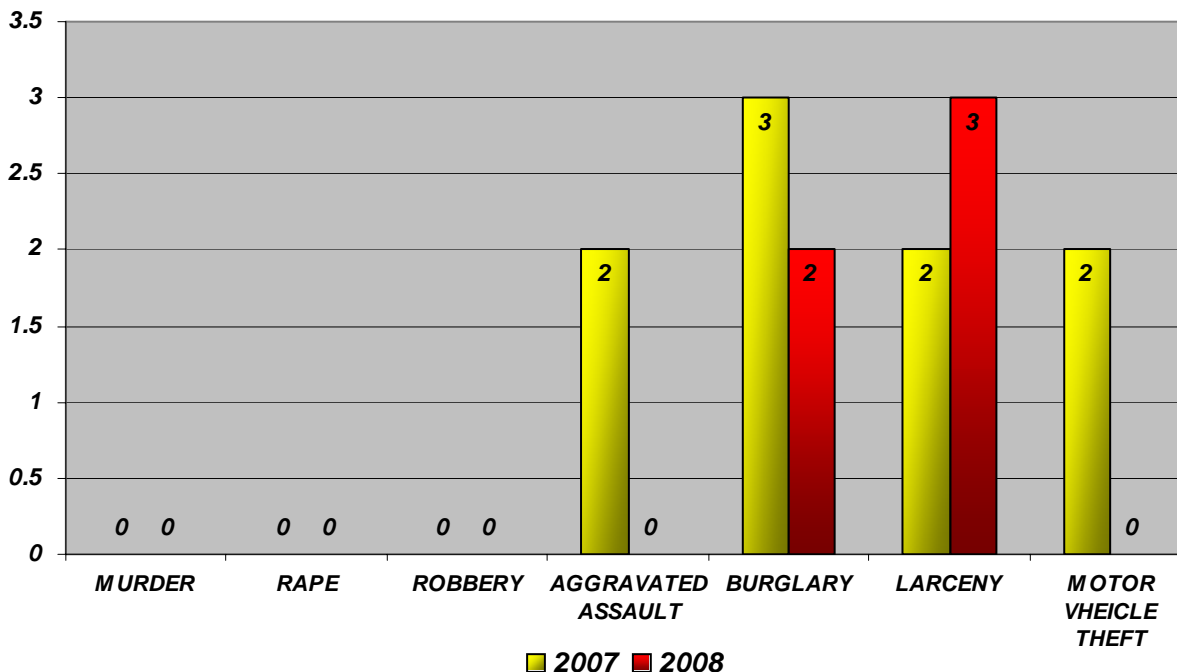
Bethania

Bethania is the oldest municipality in Forsyth County, celebrating it's 250th anniversary in 2009. Bethania is 0.7 square miles and has a population of about 400. The estimated median income is a little over \$56,000.00 and the median resident's age is 35.3 years. In 2008, there were 533 police calls for service (not including cancelled and referred) to this town located just northwest of Winston-Salem. Part I Crimes totaled 5 and Part II crimes, 19 in 2008. Bethania reported 22 Non-Reportable Crimes.



● Property Crime - 5

**BETHANIA PART I INDEX CRIME
2007-2008**



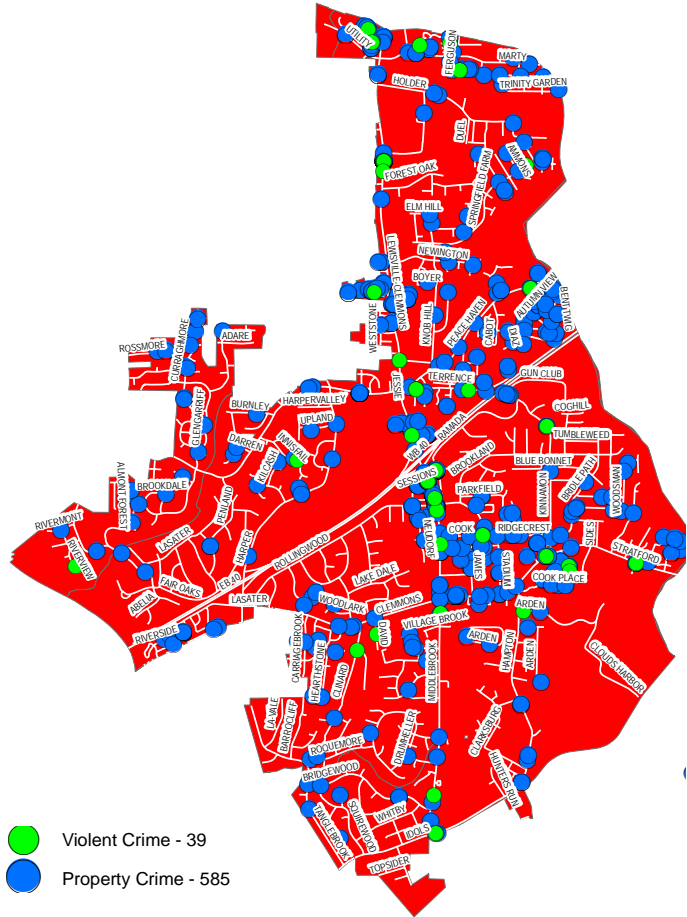
Clemmons

Located in the southwest of Winston-Salem is the Village of Clemmons.

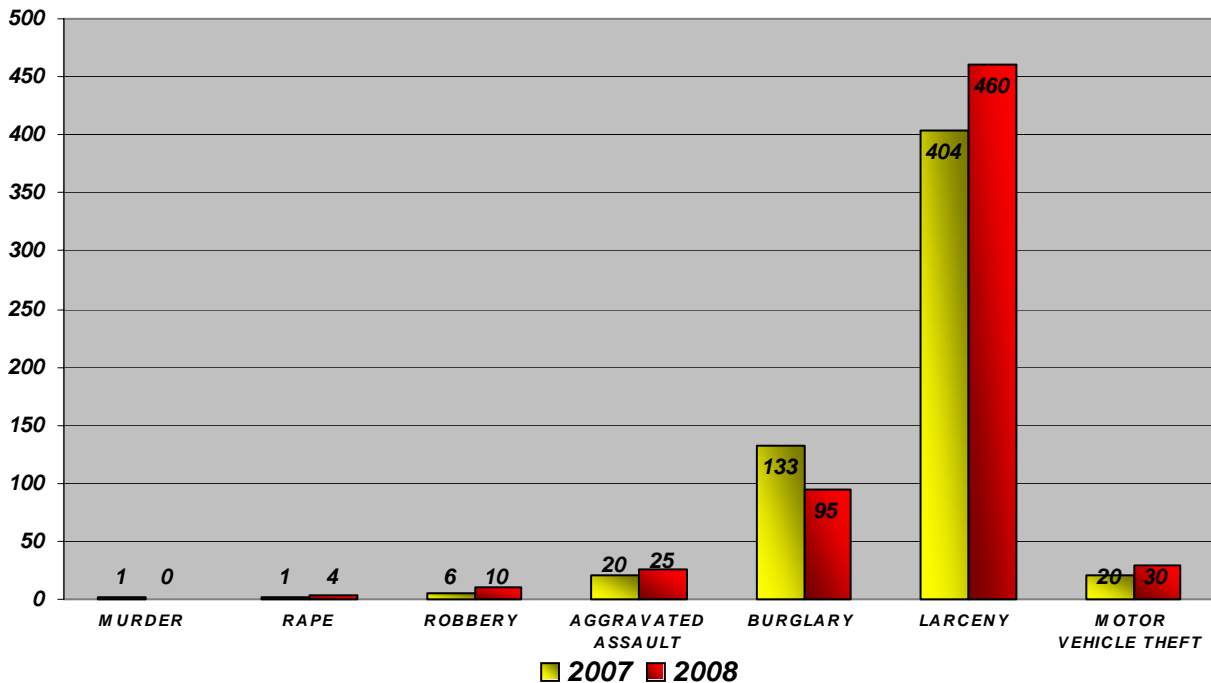
Clemmons was founded in 1802 by Peter Clemmons.

Clemmons' 12 square miles population is almost 18,000 with a median age of 38.3 years. Estimated median household income for Clemmons in 2007 was \$65,571. Calls for Police Service in Clemmons for 2008 numbered 11,778 with all self initiated calls, cancelled and transferred calls not included.

In 2008, there were 624 Part I Index Crimes in 2008, Part II Crimes numbered 1,182 and Non-Reportable Crimes were 857. There is 1 Sergeant, 1 Corporal, 5 Patrol Officers, and 2 Traffic Officers, along with 2 Detectives assigned to Clemmons.

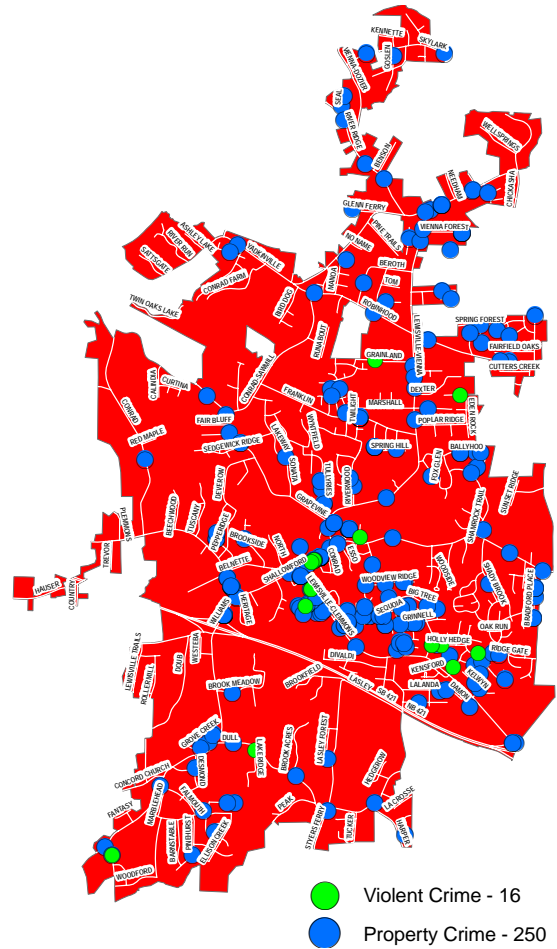


Clemmons Part I Index Crime 2007-2008

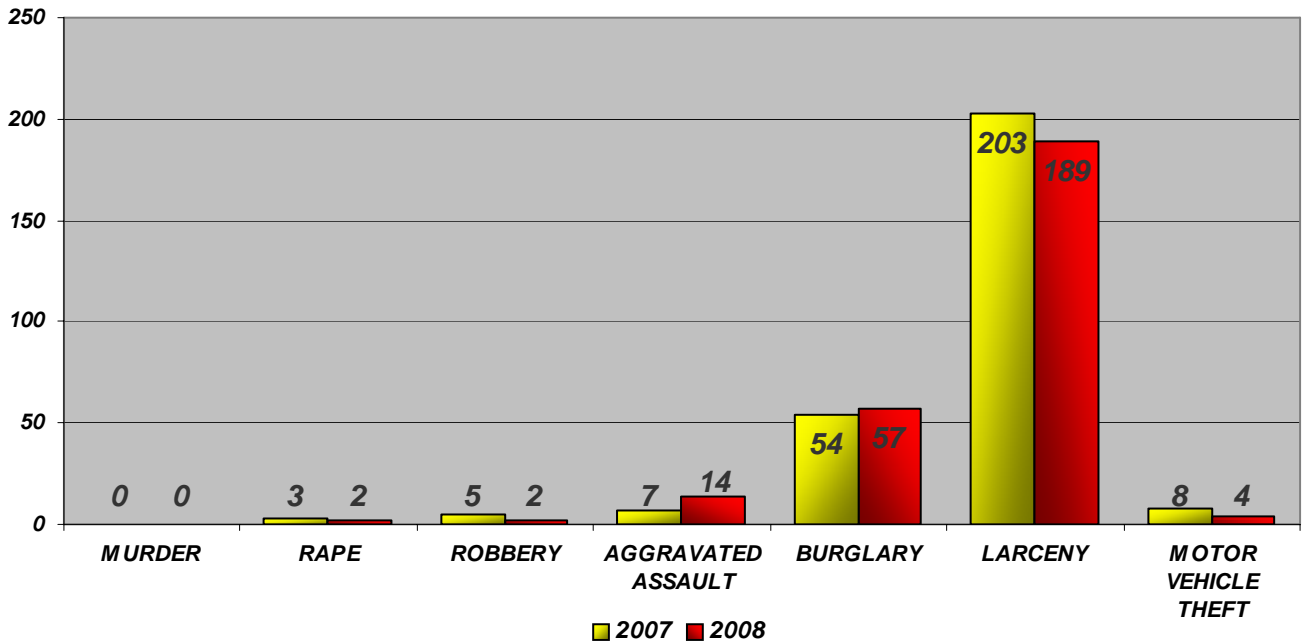


Lewisville

The Town of Lewisville is a community of 13,000 and has a history dating back to the 1700's. Lewis Laugenour donated lands for development in the central area of this town, which was named after him. His home, built in the late 1850's, still stands today. Lewisville officially incorporated in 1991 and still preserves small town ambience. Estimated median household income in 2007 was around \$70,000, with a median age of the population being 38 years old. In 2008, there were 268 Part I Crimes, 460 Part II Crimes and 424 Non-Reportable Crimes in Lewisville. Calls for Service from citizens numbered 2,312 in 2008. There is 1 Corporal and 3 Patrol Officers assigned to Lewisville.



**Lewisville Part I Index Crime
2007-2008**



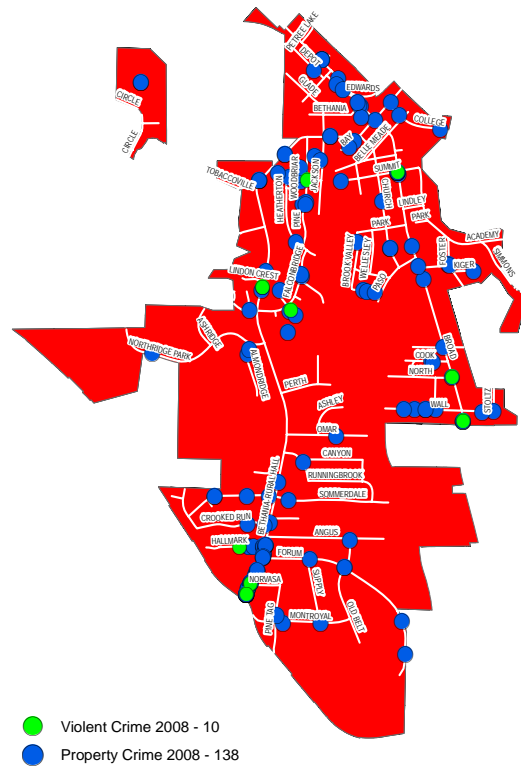
Rural Hall

Located in the northern end of Forsyth County, Rural Hall's population is nearly 3,000 today. The town of Rural Hall was incorporated on June 1, 1974 as a municipality.

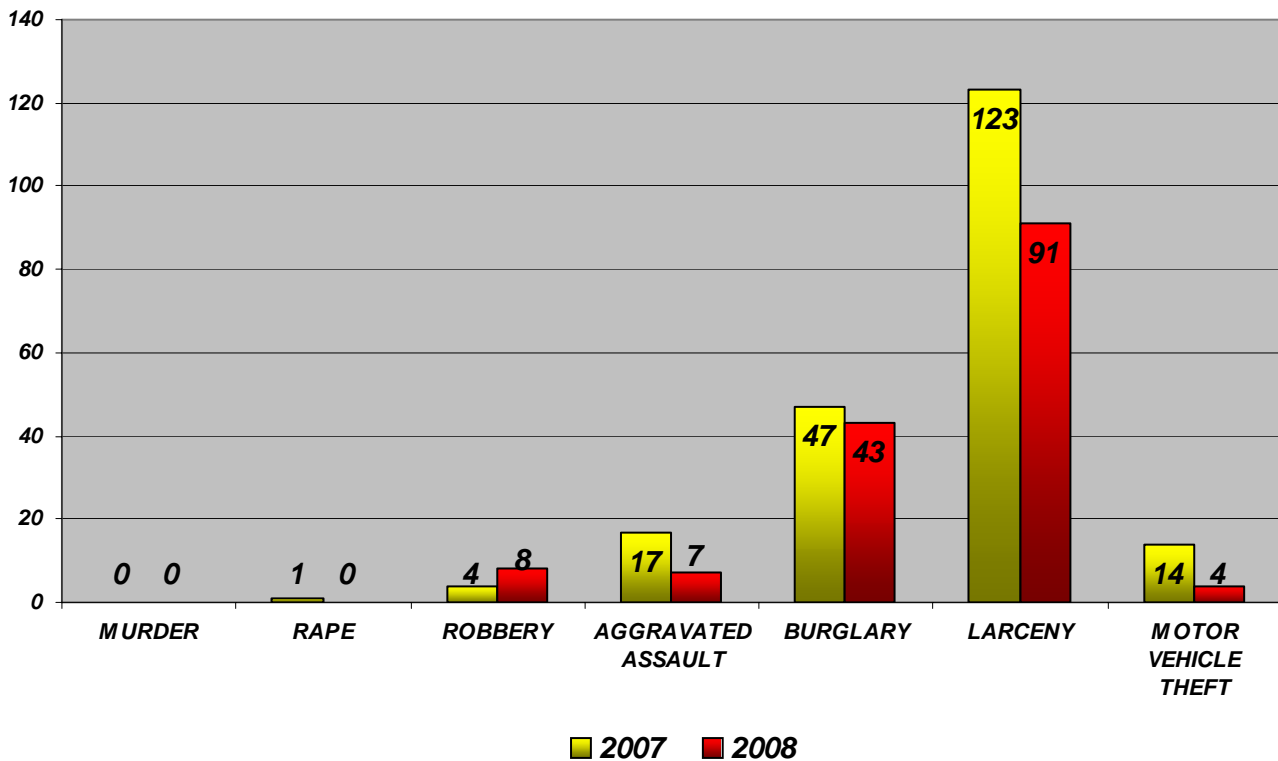
Median resident age is 38.8 years and the median household income is nearly \$40,000.00.

2008 brought 2,849 Calls for Police Service to Rural Hall not including cancelled and transferred calls. Those calls led to 572 incidents with 153 Part I Crimes, 227 Part II Crimes and 192 Non-Reportable Crimes.

There is 1 Patrol Officer assigned to Rural Hall.

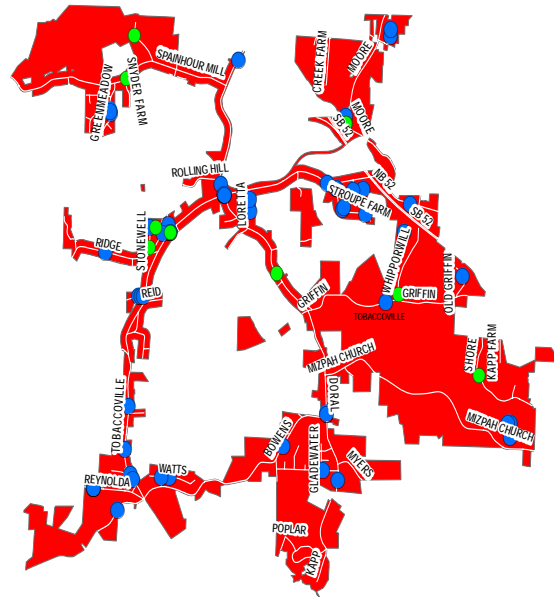


**Rural Hall Part I Index Crime
2007-2008**



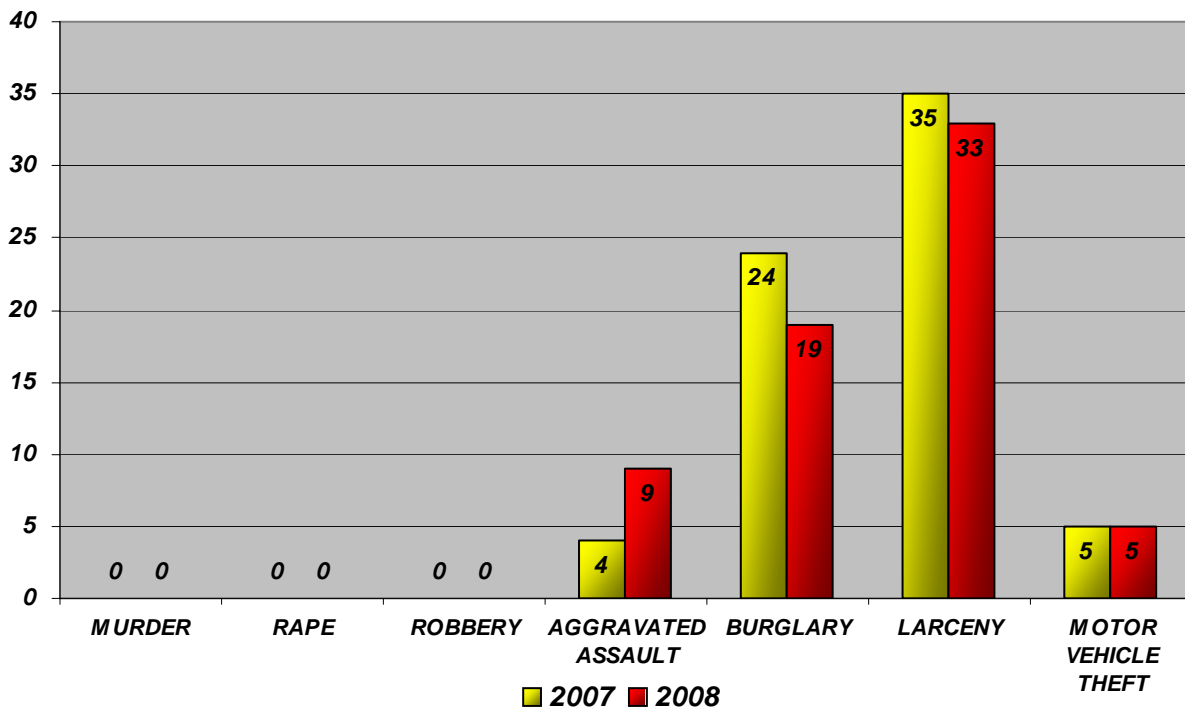
Tobaccoville

Located in the northwest corner of Forsyth County is The Village of Tobaccoville. Named for a plug chewing tobacco factory in the 1870's, Tobaccoville was incorporated in 1991. The population of Tobaccoville is approximately 2,600 and median age is 38.6 years. Median household income is just over \$52,000.00. In 2008, there were 66 Part I Crimes, 129 Part II Crimes and 91 Non-Reportable Crimes in Tobaccoville.



● VIOLENT CRIME - 10
● PROPERTY CRIME - 57

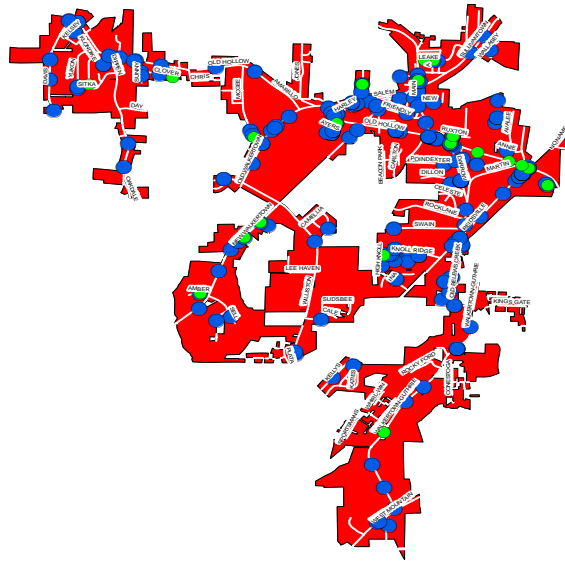
**TOBACCOVILLE PART I INDEX CRIME
2007-2008**



Walkertown

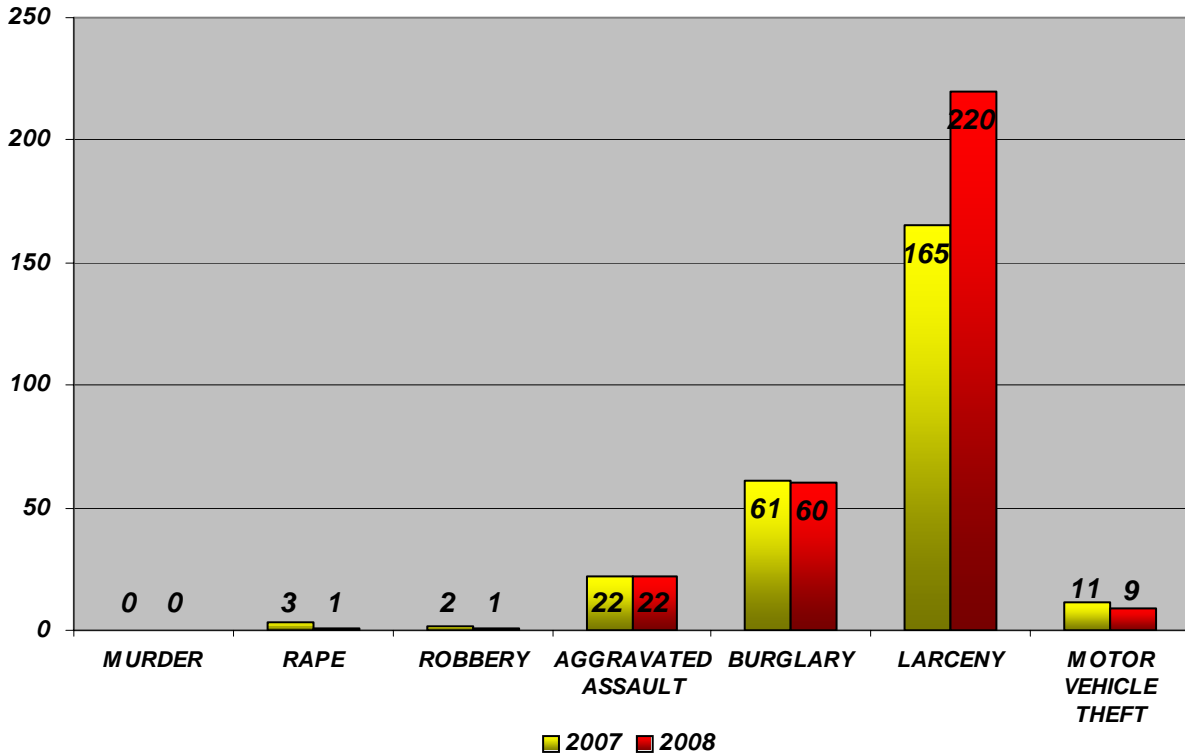
The Town of Walkertown is located just east of Winston-Salem in Forsyth County. The population is about 4,500 and has increased almost 10% in the last 7 years. The median age is 40.6 years and the median household income is just over \$47,000.00.

In 2008, Forsyth County Sheriff's Office responded to 4,671 calls for Police Service. There were 313 Part I Crimes, 393 Part II Crimes and 339 Non-Reportable Crime in 2008.



- Violent Crime 2008 - 28
- Property Crime 2008 - 289

**Walkertown Part I Index Crime
2007-2008**





Crime in Forsyth County





**K
C
O
C
K
C
R
I
M
E
C
L
O
C
K
2
0
0
8**

- One major crime EVERY 3 HOURS**
- One violent crime EVERY 33 HOURS**
- One rape EVERY 21 DAYS**
- One robbery EVERY 11 DAYS**
- One aggravated assault EVERY 41 HOURS**
- One property crime EVERY 3 HOURS**
- One burglary EVERY 12 HOURS**
- One larceny EVERY 5 HOURS**
- One motor vehicle theft EVERY 62 HOURS**
- One arson EVERY 12 DAYS**
- One crime incident EVERY 40 MINUTES**
- One call for police service EVERY 4 MINUTES**

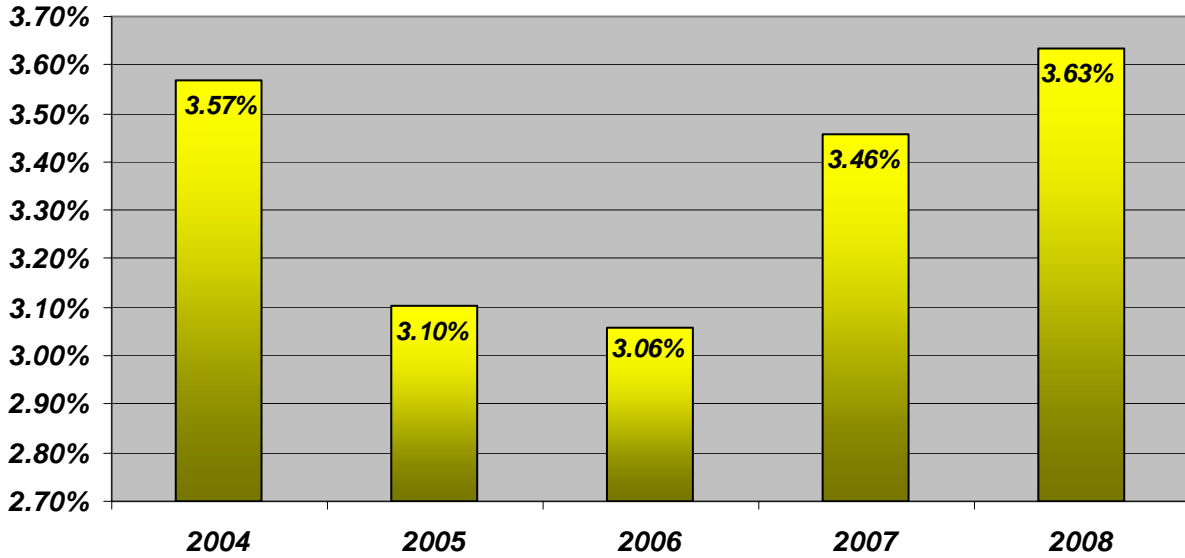
The Crime Clock should be reviewed with care. Being the most aggregate representation of crime data, it is designed to convey the reported crime by showing relative frequency of occurrence of activity. The Crime Clock represents the annual ratio of crime to fixed time intervals. No Traffic Stops or Process Service Calls included in CFS.

Forsyth County Sheriff's Office
Annual Crime Comparison Report January - December, 2007-2008

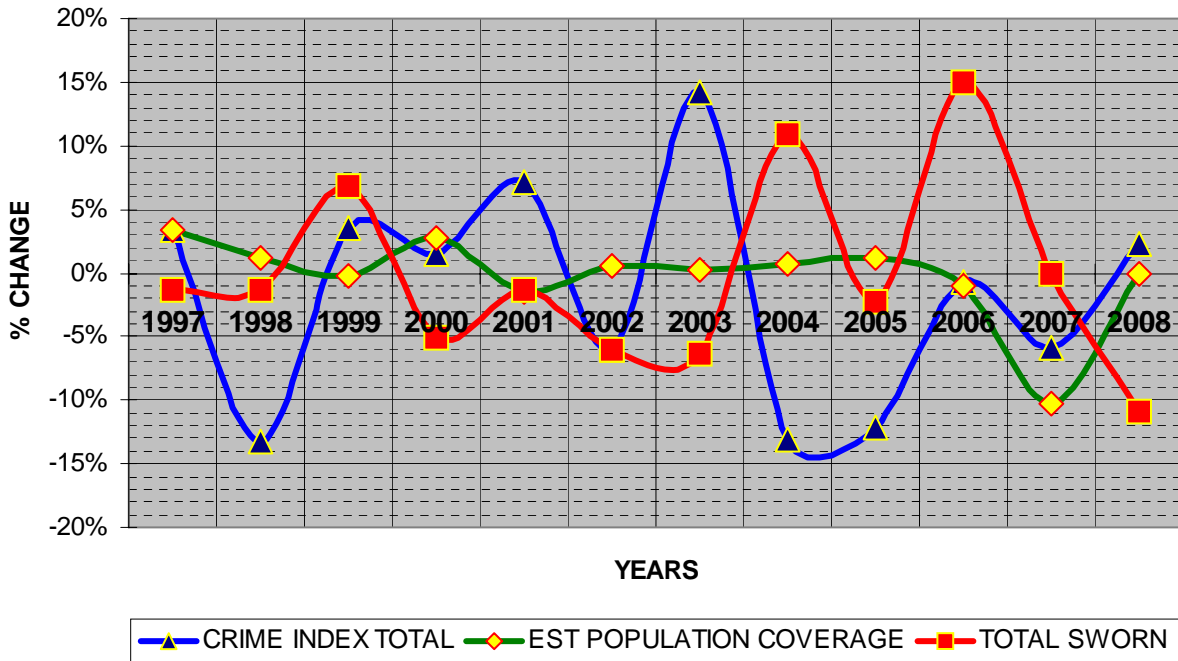
TYPE OF OFFENSE		2007		2008		Change	
		#	%	#	%	#	%
VIOLENT	<i>MURDER</i>	2	0.0%	1	0.0%	(1)	-50.00%
	<i>RAPE</i>	28	0.3%	23	0.2%	(5)	-17.86%
	<i>ROBBERY</i>	34	0.4%	40	0.4%	6	17.65%
	<i>AGGRAVATED ASSAULT</i>	230	2.4%	256	2.5%	26	11.30%
	VIOLENT TOTAL	294	3.1%	320	3.1%	26	8.84%
PROPERTY	<i>BURGLARY</i>	817	8.6%	753	7.4%	(64)	-7.83%
	<i>LARCENY</i>	1,816	19.2%	2,081	20.3%	265	14.59%
	<i>MOTOR VEH THEFT</i>	145	1.5%	148	1.4%	3	2.07%
	<i>ARSON*</i>	33	0.3%	38	0.4%	5	15.15%
	PROPERTY TOTAL	2,778	29.4%	2,982	29.2%	204	7.34%
INDEX PART I CRIME TOTAL		3,072	32.5%	3,302	32.3%	230	7.49%
CRIMES AGAINST PERSON	<i>SIMPLE ASSAULT</i>	1,442	15.2%	1,698	16.6%	256	17.75%
	<i>OFFENSE AGAINST FAMILY</i>	14	0.1%	13	0.1%	(1)	-7.14%
	<i>SEX OFFENSES</i>	90	1.0%	112	1.1%	22	24.44%
PUBLIC DISORDER CRIMES	<i>DISORDERLY CONDUCT</i>	387	4.1%	571	5.6%	184	47.55%
	<i>PROSTITUTION/GAMBLING/PORNOGRAPHY</i>	5	0.1%	8	0.1%	3	60.00%
	<i>VANDALISM</i>	1,067	11.3%	1,120	10.9%	53	4.97%
DRUG/ALCOHOL OFFENSES	<i>DRUG/DRUG EQUIPMENT</i>	578	6.1%	542	5.3%	(36)	-6.23%
	<i>DWI</i>	183	1.9%	313	3.1%	130	71.04%
	<i>LIQUOR LAW VIOLATIONS</i>	101	1.1%	109	1.1%	8	7.92%
WHITE COLLAR CRIMES	<i>FORGERY/COUNTERFEITING</i>	67	0.7%	72	0.7%	5	7.46%
	<i>FRAUD</i>	256	2.7%	236	2.3%	(20)	-7.81%
	<i>EMBEZZLEMENT</i>	24	0.3%	24	0.2%	0	0.00%
ALL OTHER CRIMES	<i>STOLEN PROPERTY</i>	53	0.6%	45	0.4%	(8)	-15.09%
	<i>WEAPONS</i>	200	2.1%	227	2.2%	27	13.50%
	<i>ALL OTHER OFFENSES</i>	1,148	12.1%	1,163	11.4%	15	1.31%
	<i>MISC OFFENSES</i>	247	2.6%	204	2.0%	(43)	-17.41%
	<i>TRAFFIC</i>	491	5.2%	432	4.2%	(59)	-12.02%
	TOTAL PART II OFFENSES	6,386	67.5%	6,927	67.7%	541	8.47%
GRAND TOTAL		9,458	100.0%	10,229	100.0%	771	8.15%

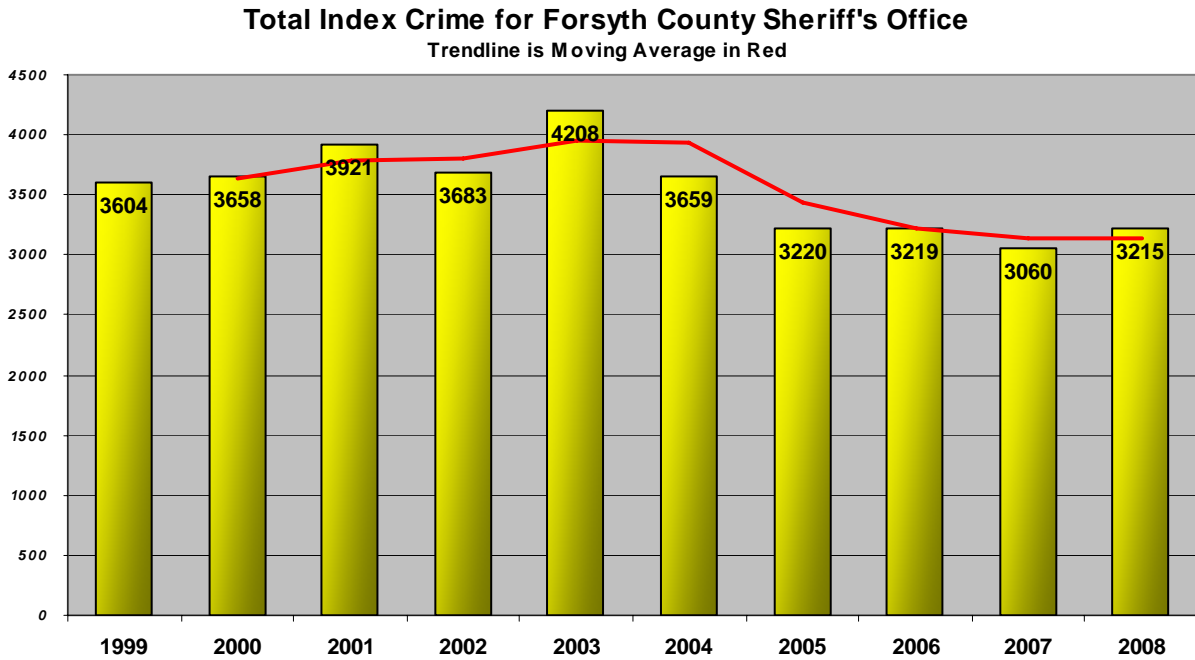
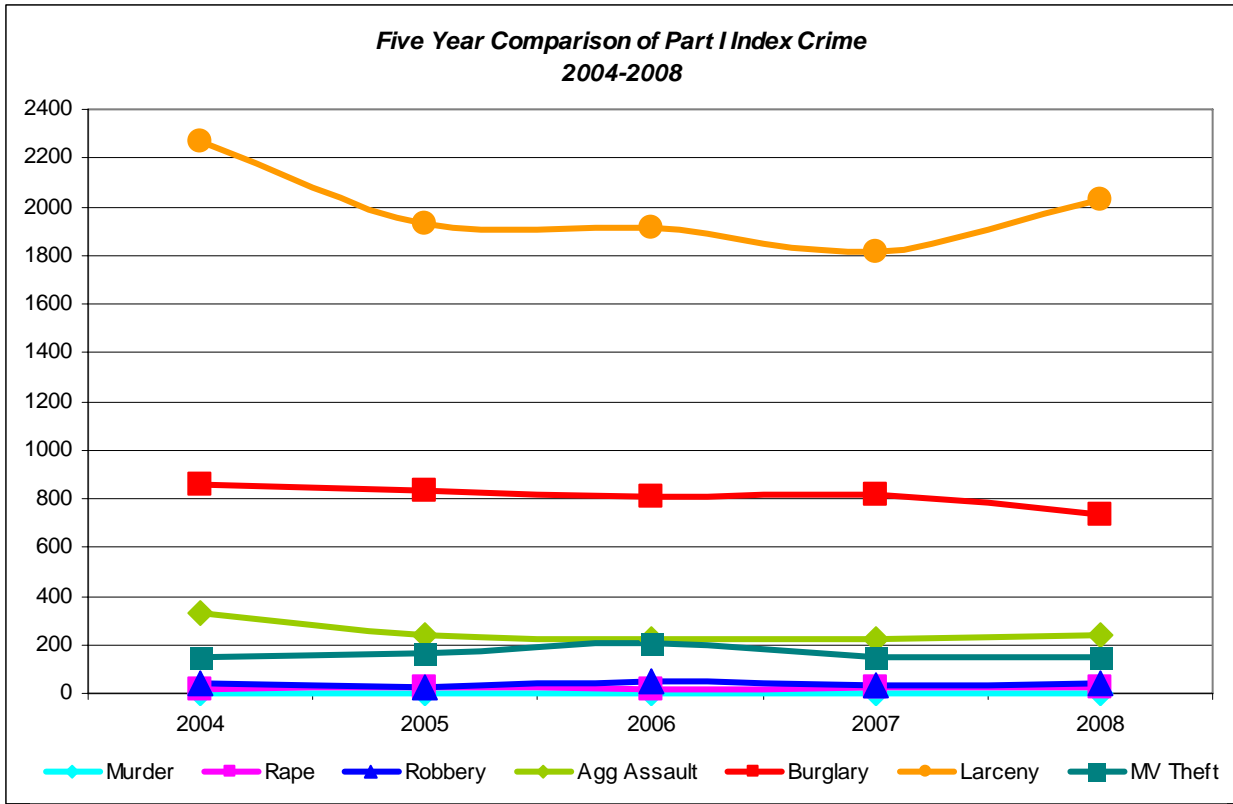
* ARSON IS INCLUDED IN A PROPERTY CRIME HOWEVER IS NOT INCLUDED IN TOTAL INDEX CRIME FOR PART I.


**FORSYTH COUNTY PART I CRIME PER CAPITA
2004-2008**



**FCSO TREND EVALUATION
1997 THRU 2008**



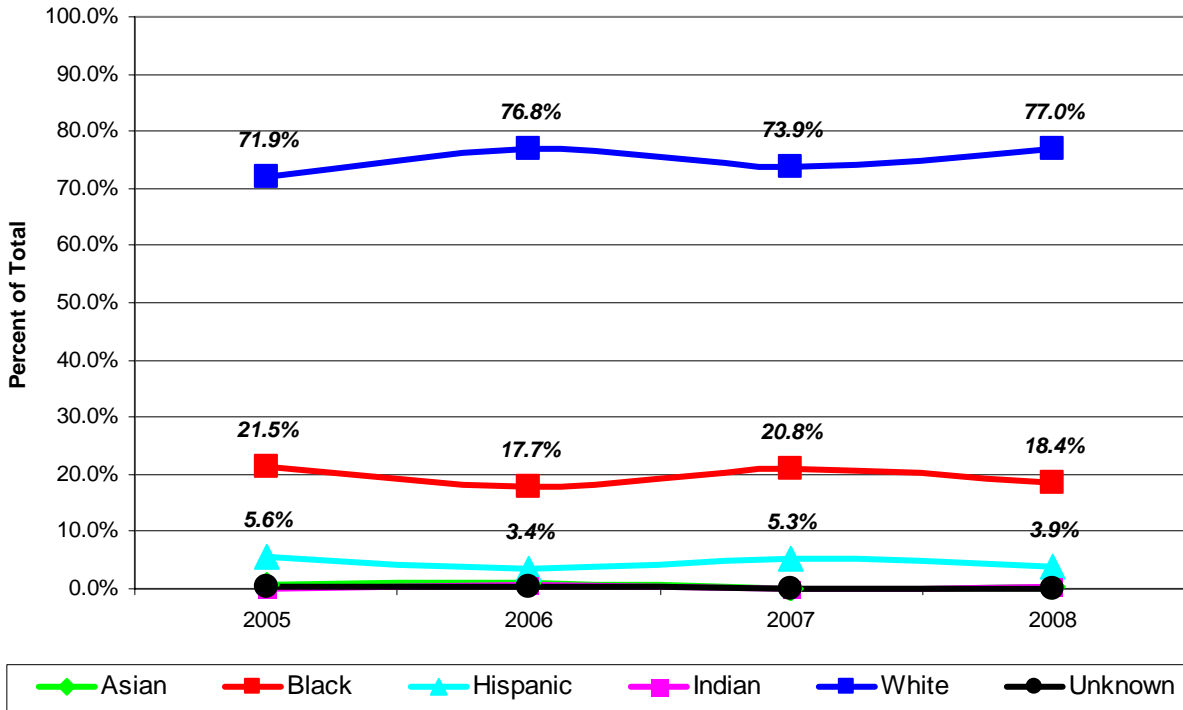




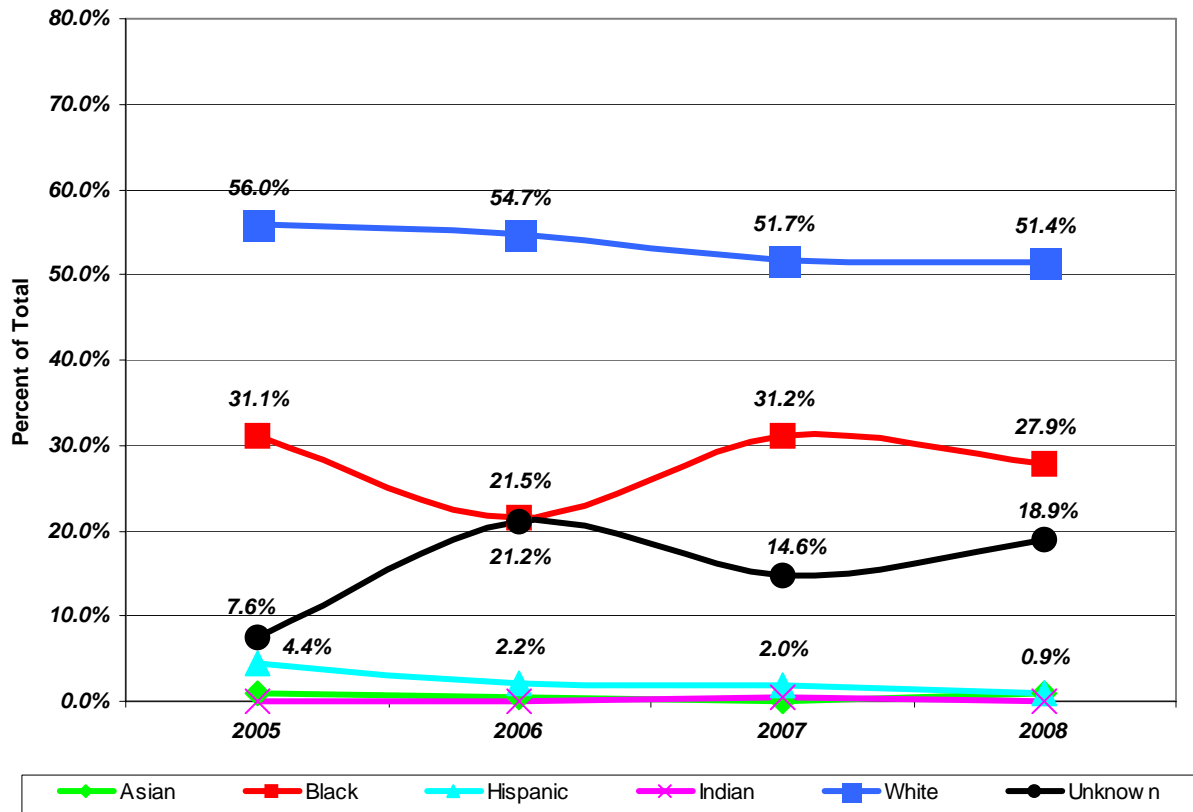
PART I CRIMES AGAINST ELDERLY VICTIMS
60 YEARS OF AGE AND OLDER

	2007	2008	CHANGE
AUTO BREAK IN & LARCENY	50	48	-4.00%
AGGR ASSAULT	5	9	80.00%
AUTO THEFT	7	17	142.86%
BURGLARY- FORCED	3	5	66.67%
BURGLARY-NO FORCE	1	1	0.00%
COMMON LAW ROBBERY	3	0	-100.00%
HOUSEBREAKING W/FO	76	88	15.79%
HOUSEBREAKING-NF	59	56	-5.08%
LARCENY	105	96	-8.57%
LARCENY FROM AUTO	22	24	9.09%
LARCENY FROM BLDG	40	44	10.00%
LARCENY OF GAS	1	0	-100.00%
MURDER AND NONNEGL	1	0	-100.00%
OTHER VEHICLE THEFT	4	6	50.00%
POCKET-PICKING	1	1	0.00%
PURSE SNATCHING	2	1	-50.00%
RAPE	1	0	-100.00%
ROBBERY	2	4	100.00%
SHOPLIFTING	0	1	-
STOREBREAKING-FORCE	4	9	125.00%
STOREBREAKING-NF	4	0	-100.00%
TRUCK THEFT	1	7	600.00%
TOTAL	392	417	6.38%

Ratio of Identified Violent Crime Victims by Race



Ratio of Identified Violent Crime Suspects by Race



JUVENILES

*According to The NC Department of Juvenile Justice and Delinquency Prevention 2008 Annual Report, Forsyth County Undisciplined Rate Per 1,000 for Age 6-17 was 2.99 and the Delinquent Rate per 1,000 for 6-15 age group was 23.50.
Detention Center Admissions total was 293.*

FORSYTH COUNTY SHERIFF'S OFFICE SUSPECTS OR ARRESTEES
BY AGE GROUP - PART I CRIME 2008

	0-10	11-12	13-14	15	16	17-18	Total
AGGRAVATED ASSAULT	2	3	13	10	10	14	52
AUTO THEFT	0	0	1	0	6	7	14
BOMB THREAT/PERSON	0	0	1	0	0	0	1
BURGLARY-NO FORCE	0	0	0	0	1	0	1
CL ROBBERY	0	0	0	0	2	2	4
HOUSEBREAKING W/FO	0	2	1	5	4	47	59
HOUSEBREAKING-NF	0	0	6	0	7	10	23
OTHER VEHICLE THEFT	0	0	0	1	0	4	5
RAPE	0	0	0	2	0	4	6
ROBBERY	0	0	2	1	3	4	10
SEXUAL ASSAULT	0	0	0	2	0	0	2
STOREBREAKING-FORCE	0	0	1	0	0	4	5
TRUCK THEFT	0	0	0	0	1	1	2
Total	2	5	25	21	34	97	184

FORSYTH COUNTY SHERIFF'S OFFICE VICTIMS

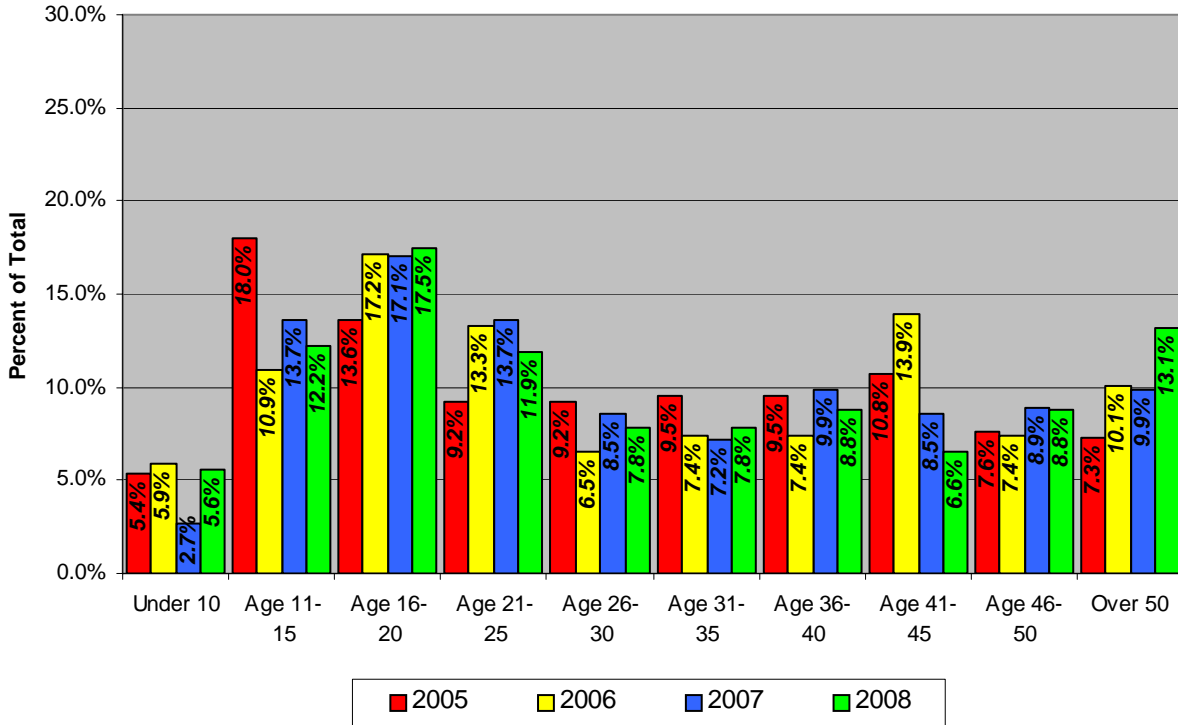
BY AGE GROUP - PART I CRIME 2008

	0-10	11-12	13-14	15	16	17-18	Total
AGGRAVATED ASSAULT	9	3	13	6	8	15	54
AUTO THEFT	0	0	0	0	1	2	3
BURGLARY-NO FORCE	0	0	0	0	0	1	1
CHILD ABUSE	8	0	2	0	0	0	10
CL ROBBERY	0	0	2	1	2	2	7
HOUSEBREAKING W/FO	0	0	0	2	1	5	8
HOUSEBREAKING-NF	0	0	0	1	0	1	2
OTHER VEHICLE THEFT	0	0	0	0	0	1	1
RAPE	0	0	7	2	1	2	12
ROBBERY	0	0	2	0	0	2	4
SEXUAL ASSAULT	1	1	0	0	0	1	3
Total	18	4	26	12	13	32	107

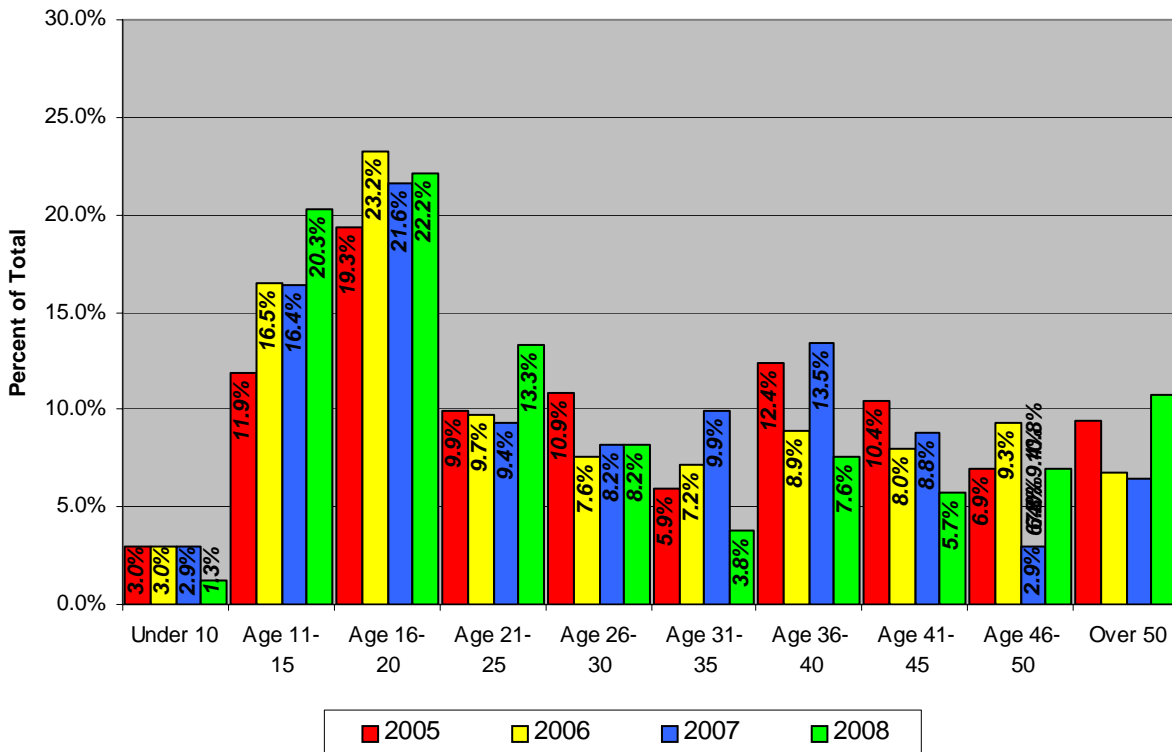


According to Prevent Child Abuse North Carolina, 120,535 children were reported as being abused or neglected in the fiscal year 07-08 in the state of NC. 25 children died at the hand of a parent or caregiver in NC in 2007.

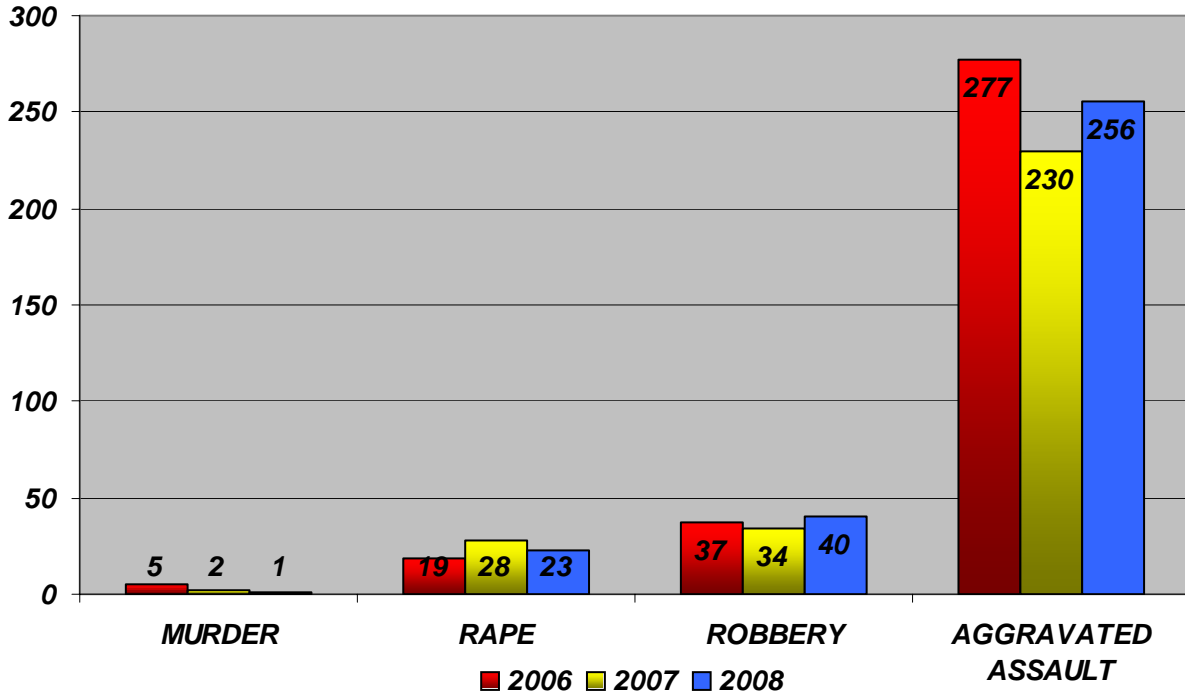
Ratio of Identified Violent Crime Victims by Age Group



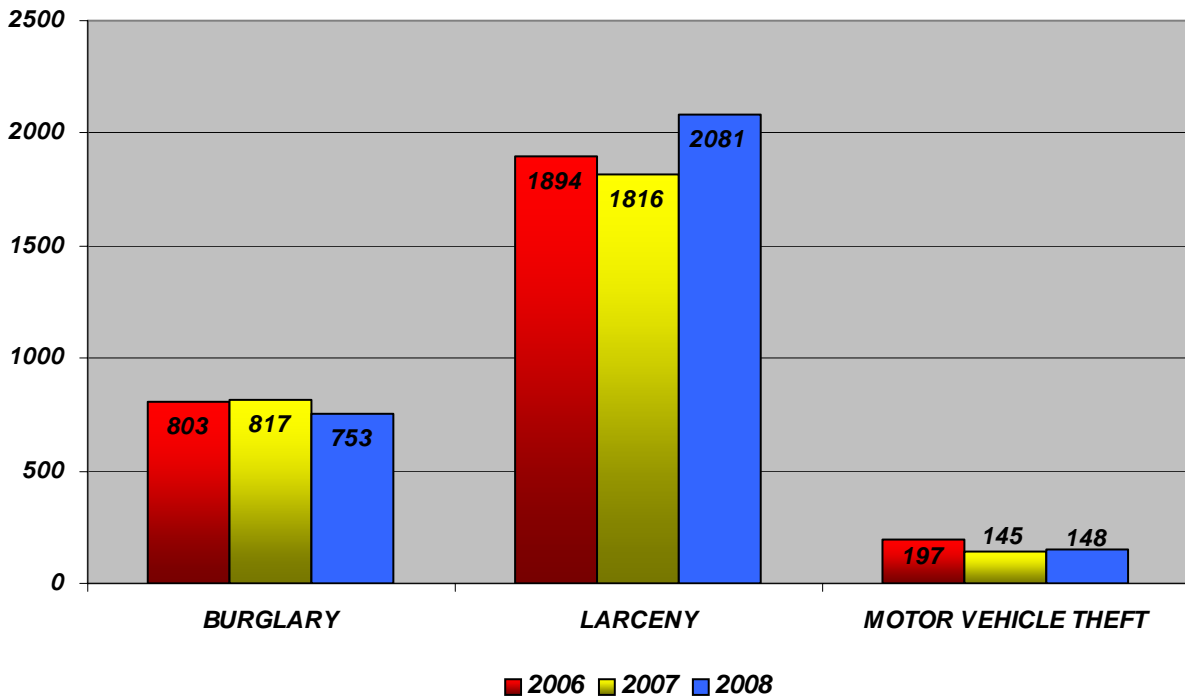
Ratio of Identified Violent Crime Suspects by Age Group



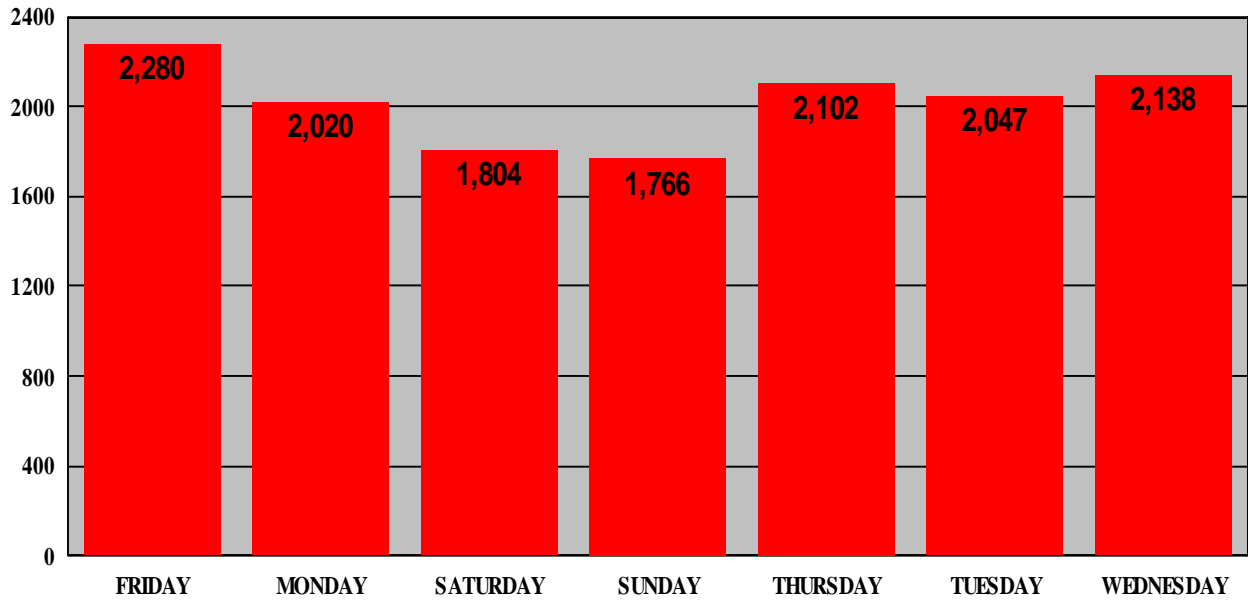
**VIOLENT CRIME FORSYTH COUNTY SHERIFF'S OFFICE
2006-2008**



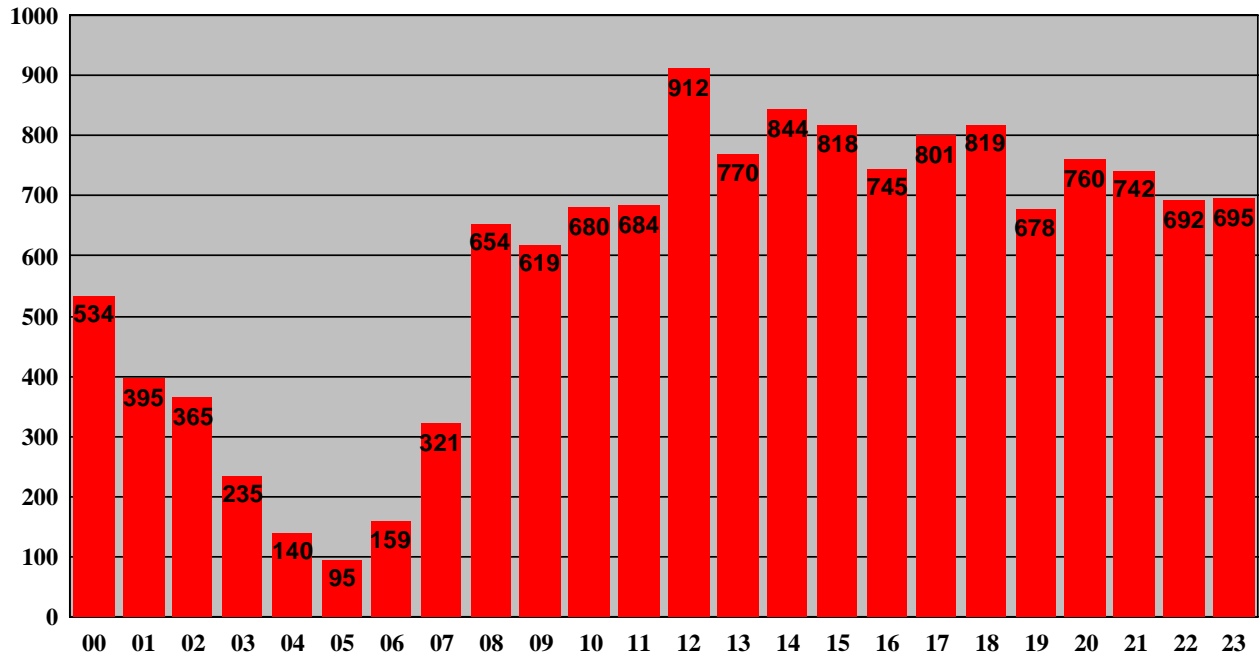
**PROPERTY CRIME FORSYTH COUNTY SHERIFF'S OFFICE
2006-2008**



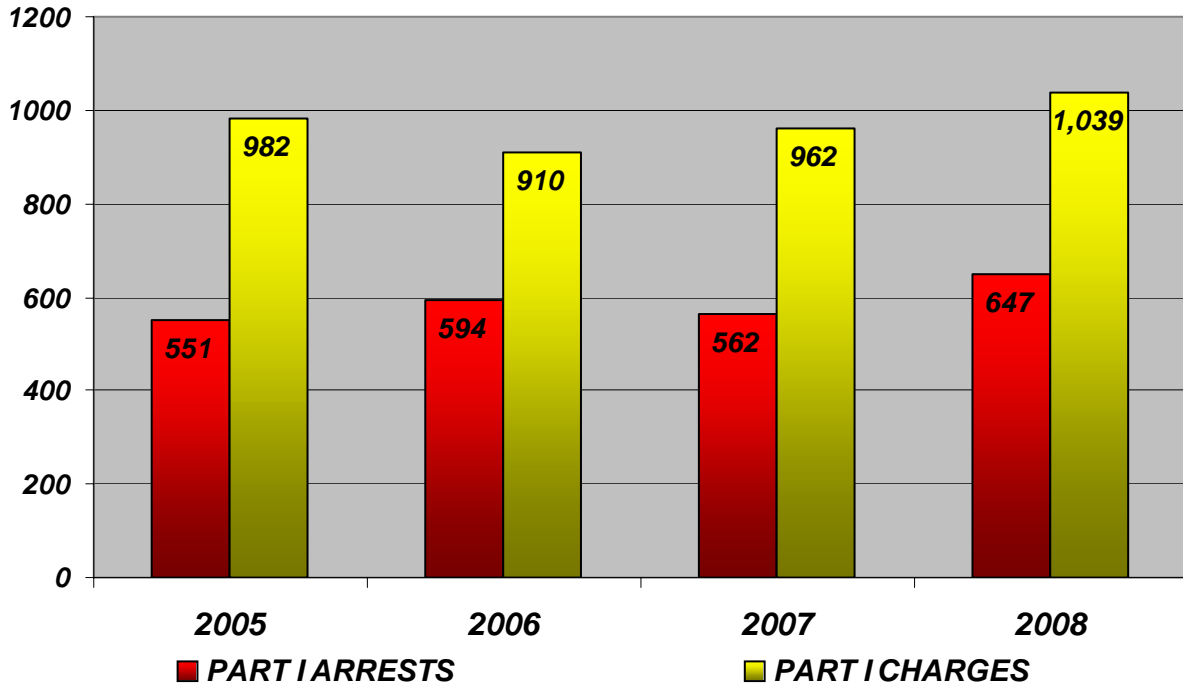
2008 Incidents by Day of Week



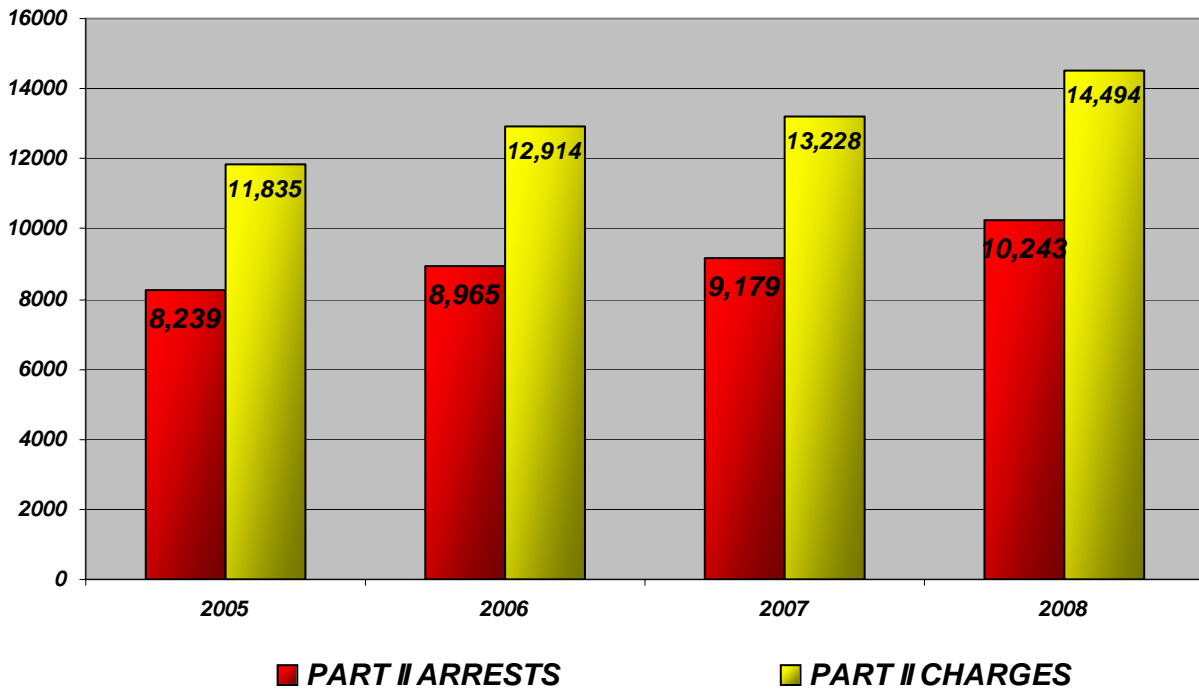
2008 Incident by Hour of Day

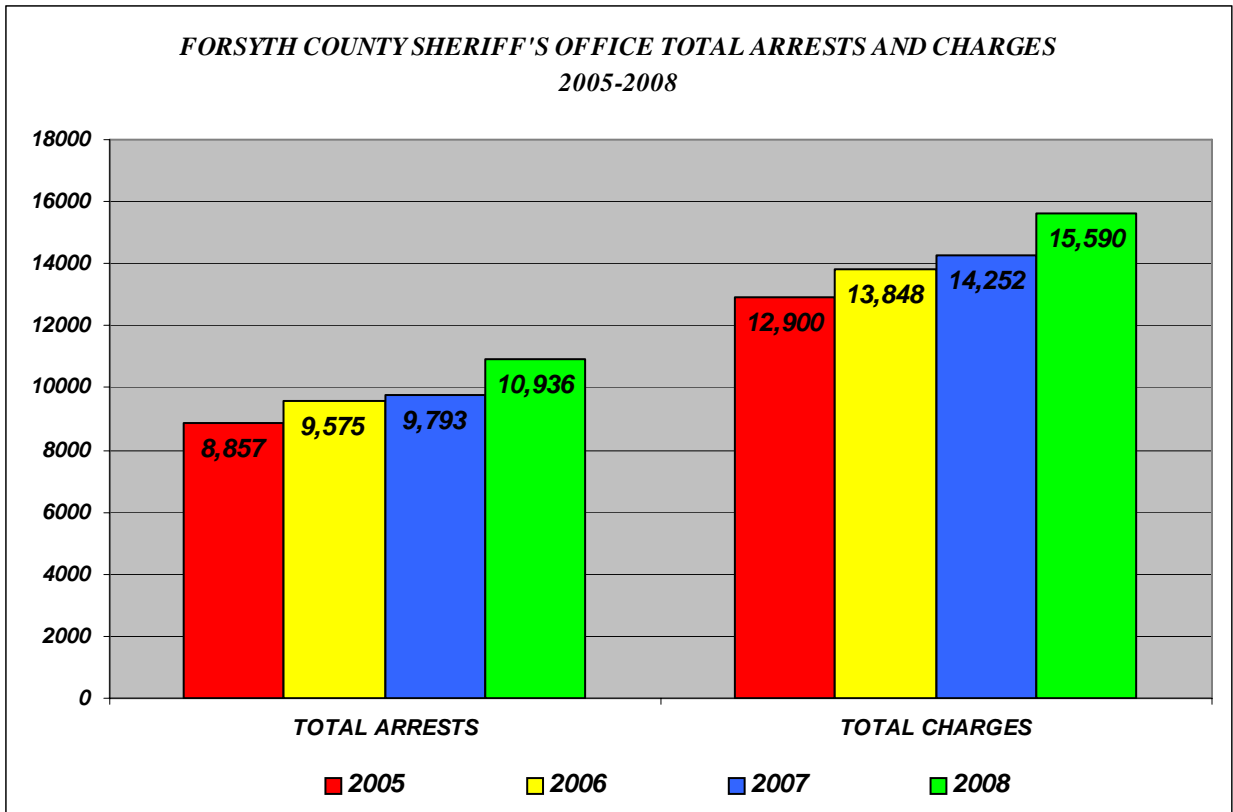
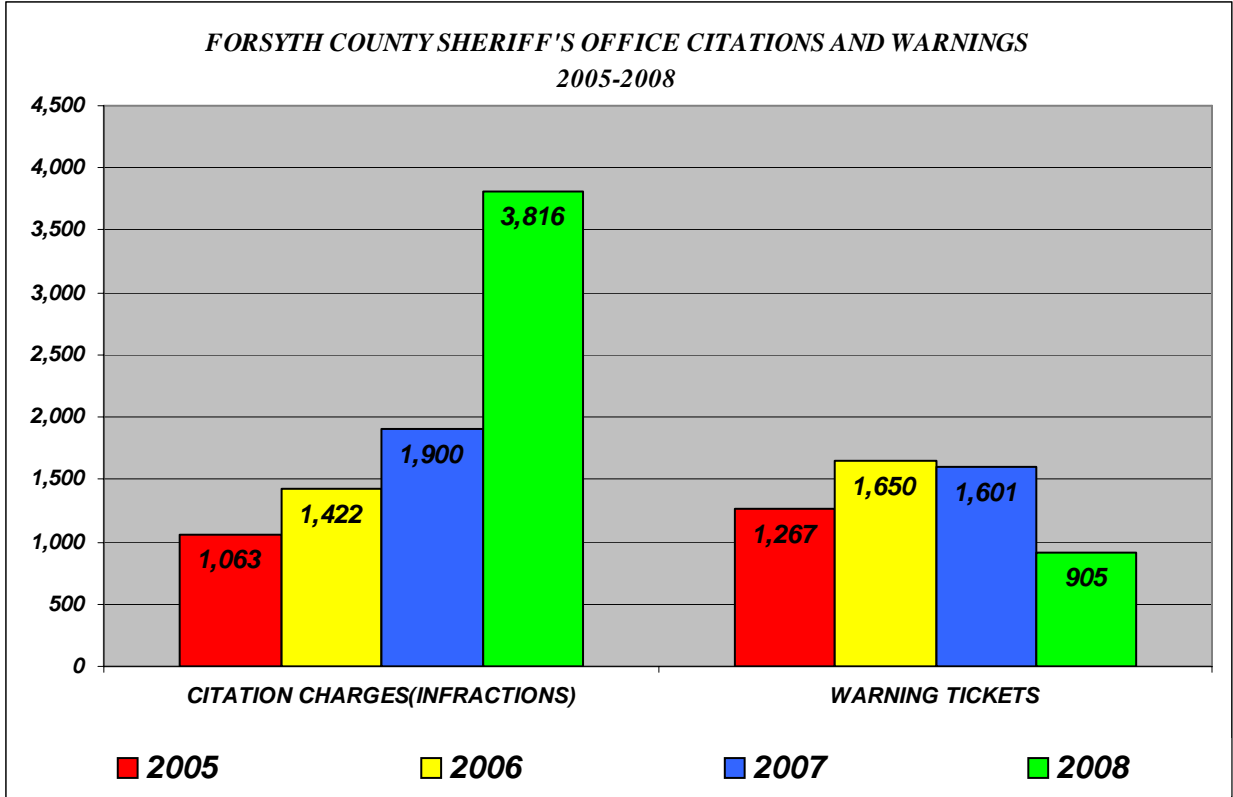


**FORSYTH COUNTY SHERIFF'S OFFICE PART I CRIME CHARGES AND ARRESTS
2005-2008**



**FORSYTH COUNTY SHERIFF'S OFFICE PART II CRIME ARRESTS AND CHARGES
2005-2008**







Civil & Support Services Division

Capt. A. T. Smith

Civil

Communications

Domestic Violence

Training

Crime Analysis

Pistol Permits

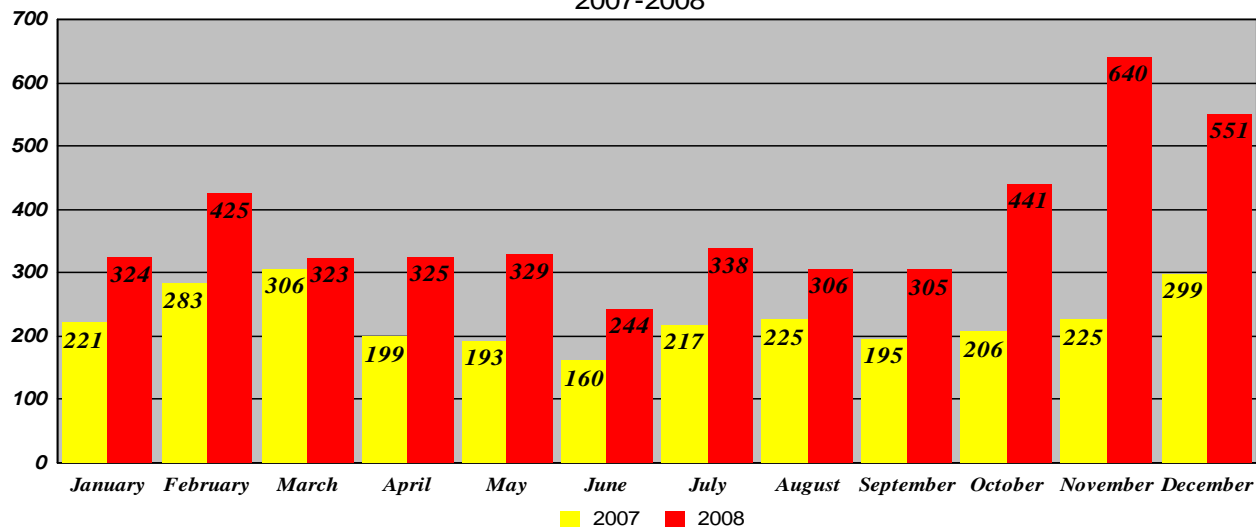
Records

Process intake



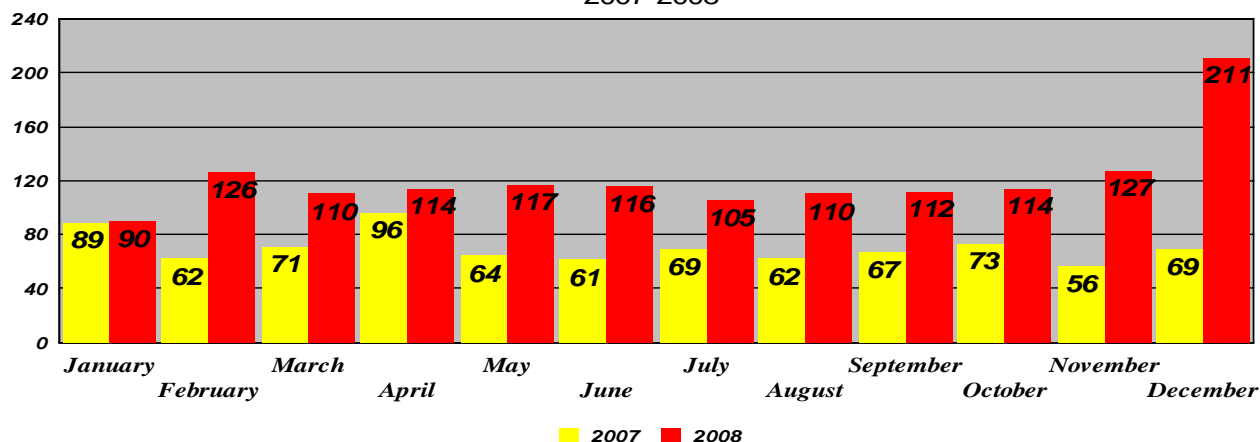
**Total Gun and Conceal Carry Permits rose in 2008 by 68% over 2007.
 New Applications for Conceal Carry Permits were up by 116%.
 Gun Permits requested for Protection were up 108%.**

**Pistol Permits Comparison
 2007-2008**



<i>Reason given for Gun Permit</i>	<i>2007</i>	<i>2008</i>	<i>Rate of Change</i>
50-B GUN RETURN	10	16	60.00%
COLLECTING	327	183	-44.04%
HUNTING	73	46	-36.99%
PROTECTION	1,897	3,939	107.64%
TARGET SHOOTING	424	376	-11.32%
Total	2,731	4,560	66.97%

**Conceal Carry Weapon Permit Comparison
 2007-2008**



<i>Type of Conceal Weapon Permits Received</i>	<i>2007</i>	<i>2008</i>	<i>Rate of Change</i>
DUPLICATE	55	55	0.00%
NEW APPLICATION	536	1,156	115.67%
RENEWAL	248	241	-2.82%
Total	839	1,452	73.06%

2007-2008 CIVIL PROCESS COMPARISON

	2007	2008	CHANGE
<i>\$50 PAPER (OUT OF STATE)</i>	227	216	-4.85%
<i>COMMITTING DEFENDANT TO DORETHEA DIX</i>	22	30	36.36%
<i>DOMESTIC VIOLENCE ORDER</i>	1,181	1,359	15.07%
<i>EVICCTIONS</i>	18,663	18,344	-1.71%
<i>EX PARTE ORDER</i>	55	79	43.64%
<i>EXECUTION</i>	1,584	1,967	24.18%
<i>FILE INVENTORY OR ACCOUNT</i>	245	269	9.80%
<i>FORECLOSURE</i>	4,994	5,628	12.70%
<i>FORENSIC EXAMINER MOTION & ORDER</i>	47	47	0.00%
<i>INVOLUNTARY COMMITMENT FINDINGS</i>	5	2	-60.00%
<i>JUDICIAL FINDING/DNA SAMPLE</i>	177	212	19.77%
<i>JUVENILE SUMMONS & NOTICE OF HEARING</i>	867	1,068	23.18%
<i>MAGISTRATE SUMMONS</i>	2,802	2,634	-6.00%
<i>MOTION AND NOTICE OF HEARING</i>	612	638	4.25%
<i>NOH INCOMP & ORDER APPOINT GAL</i>	205	201	-1.95%
<i>NOTICE OF HEARING</i>	2,402	2,520	4.91%
<i>NOTICE OF RIGHTS EXEMPTIONS</i>	2,214	2,717	22.72%
<i>ORDER</i>	159	130	-18.24%
<i>ORDER OF ATTACHMENT</i>	6	13	116.67%
<i>ORDER TO APPEAR AND SHOW CAUSE</i>	3,363	2,667	-20.70%
<i>OTHER</i>	147	254	72.79%
<i>SUBPOENA</i>	12,373	14,596	17.97%
<i>SUMMONS</i>	7,220	8,541	18.30%
<i>TEMP RESTRAINING ORDER</i>	14	17	21.43%
<i>WRIT-FORECLOSURE</i>	602	768	27.57%
<i>WRITS</i>	176	222	26.14%
Total	60,362	65,139	7.91%

2007-2008 CRIMINAL PROCESS COMPARISON

	2007	2008	CHANGE
<i>CIVIL CONTEMPT ARREST ORDER</i>	1067	1067	0.00%
<i>CRIMINAL SUMMONS</i>	653	591	-9.49%
<i>FAIL TO APPEAR BY CITATION</i>	4	0	-100.00%
<i>FORSYTH COUNTY SHERIFF'S OFFICE RECALL</i>	89	25	-71.91%
<i>GOVERNOR'S WARRANT</i>	18	11	-38.89%
<i>JUVENILE SECURE CUSTODY ORDER</i>	41	16	-60.98%
<i>MAGISTRATE'S ORDER</i>	0	3	-
<i>NOTICE</i>	85	75	-11.76%
<i>ORDER FOR ARREST</i>	2376	2569	8.12%
<i>SHOW CAUSE ORDER</i>	199	138	-30.65%
<i>WARRANT FOR ARREST</i>	822	985	19.83%
Total	5354	5480	2.35%





INVESTIGATIVE SERVICES DIVISION

Capt. D. R. Barker

Criminal Investigations

School Resource

Vice/Narcotics

Sex Offender Registry

Crime Scene Investigations

Property & Evidence





FORSYTH COUNTY SHERIFF'S OFFICE CSU ACTIVITY			
	2007	2008	% CHG
<i>Total Calls/Activities</i>	2,732	2,754	0.81%
<i>Total Prints Lifted</i>	1,520	1,173	-22.83%
<i>Total Identifiable Prints</i>	455	438	-3.74%
<i>Latent Prints Identified</i>	123	114	-7.32%
<i>AFIS Searches</i>	130	317	143.85%
<i>AFIS Identifications</i>	16	35	118.75%
<i>Reverse AFIS Searches</i>	6,847	2,922	-57.32%
<i>Reverse AFIS Identifications</i>	5	19	280.00%
<i>Death Investigations including Accident, Suicide, Natural Causes</i>	40	61	52.50%
<i>Homicide</i>	2	0	-100.00%
<i>Burglary (Housebreaking, Storebreaking)</i>	309	233	-24.60%
<i>Robbery (Armed Robbery, Common Law Robbery)</i>	0	20	-
<i>Assault (Simple, Child Abuse, Aggravated Assault)</i>	0	18	-
<i>Laboratory Examinations</i>	89	154	73.03%
<i>Arson</i>	2	2	0.00%
<i>Sexual Offenses</i>	5	9	80.00%
<i>Search Warrants</i>	17	18	5.88%
<i>Vehicle Accidents (Property Damage, Fleet, Injury, Fatality)</i>	32	24	-25.00%
Totals	12,324	8,311	-32.56%

Cases assigned to CID for 2008

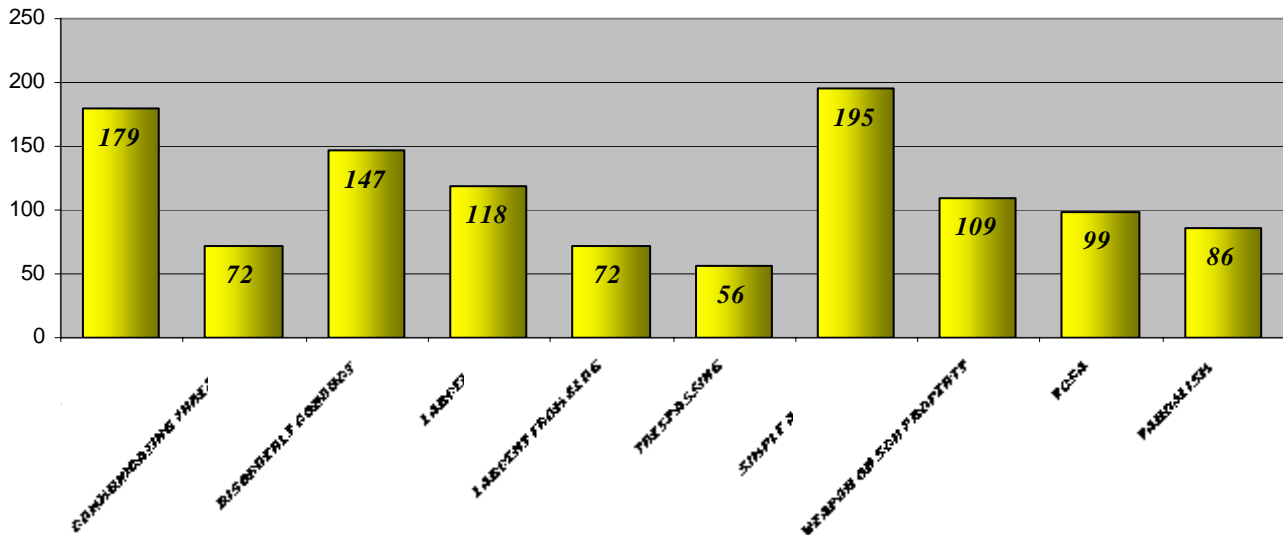
<i>OFFENSE</i>	<i>TOTAL</i>
<i>AGGRAVATED ASSAULT</i>	<i>15</i>
<i>BURGLARY</i>	<i>9</i>
<i>CHILD ABUSE</i>	<i>13</i>
<i>CHILD NEGLECT</i>	<i>6</i>
<i>COUNTERFEITING</i>	<i>7</i>
<i>CRIMES AGAINST FAMILY & CHILDREN</i>	<i>3</i>
<i>DAMAGE TO PROPERTY</i>	<i>2</i>
<i>DEATH INVESTIGATION</i>	<i>58</i>
<i>EMBEZZLEMENT</i>	<i>10</i>
<i>FCSO-ARSON</i>	<i>23</i>
<i>FCSO-AUTO BREAKING</i>	<i>118</i>
<i>FCSO-MISSING PERSON</i>	<i>18</i>
<i>FCSO-RECOVERED PROPERTY/VEHICLE</i>	<i>11</i>
<i>FORGERY & UTTERING</i>	<i>26</i>
<i>FRAUD</i>	<i>59</i>
<i>HOUSEBREAKING</i>	<i>222</i>
<i>LARCENY</i>	<i>94</i>
<i>MV THEFT</i>	<i>42</i>
<i>NARCOTICS VIOLIATIONS</i>	<i>1</i>
<i>OTHER CRIMES</i>	<i>25</i>
<i>POLICE SERVICES</i>	<i>47</i>
<i>PROPERTY CRIMES-OTHER</i>	<i>8</i>
<i>RAPE</i>	<i>27</i>
<i>ROBBERY FROM BUSINESS</i>	<i>13</i>
<i>ROBBERY FROM PERSON</i>	<i>9</i>
<i>RUNAWAY</i>	<i>53</i>
<i>SEX OFFENSES</i>	<i>63</i>
<i>STOREBREAKING</i>	<i>47</i>
<i>WEAPONS CRIMES</i>	<i>6</i>
<i>TOTAL</i>	<i>1,035</i>

SCHOOL INCIDENTS BY SCHOOL YEAR COMPARISON

	2006-2007	2007-2008	CHANGE
ATKINS HIGH	115	43	-62.61%
CAREER CENTER	32	21	-34.38%
CARVER HIGH	84	103	22.62%
CLEMMONS MIDDLE	85	102	20.00%
*EAST FORSYTH HIGH	94	1	-98.94%
GLENN HIGH	35	95	171.43%
GRIFFITH HIGH	74	124	67.57%
HANES/LOWRANCE MIDDLE	55	62	12.73%
HILL MIDDLE	59	88	49.15%
JEFFERSON MIDDLE	0	7	-
KENNEDY LEARNING CENTER	52	55	5.77%
MEADOWLARK MIDDLE	37	88	137.84%
MINERAL SPRINGS MIDDLE	57	59	3.51%
MOUNT TABOR HIGH	110	98	-10.91%
NORTH FORSYTH HIGH	80	144	80.00%
NORTHWEST MIDDLE	21	76	261.90%
PAISLEY MIDDLE	44	49	11.36%
PARKLAND HIGH	81	162	100.00%
PHILO MIDDLE	49	58	18.37%
REAGAN HIGH	33	54	63.64%
REYNOLDS HIGH	70	174	148.57%
WALKERTOWN MIDDLE	58	50	-13.79%
WEST FORSYTH HIGH	102	139	36.27%
WILEY MIDDLE	33	45	36.36%
WSP	57	47	-17.54%
Grand Total	1517	1944	28.15%

* East Forsyth High School being served by Kernersville PD SRO as of 8/1/2007

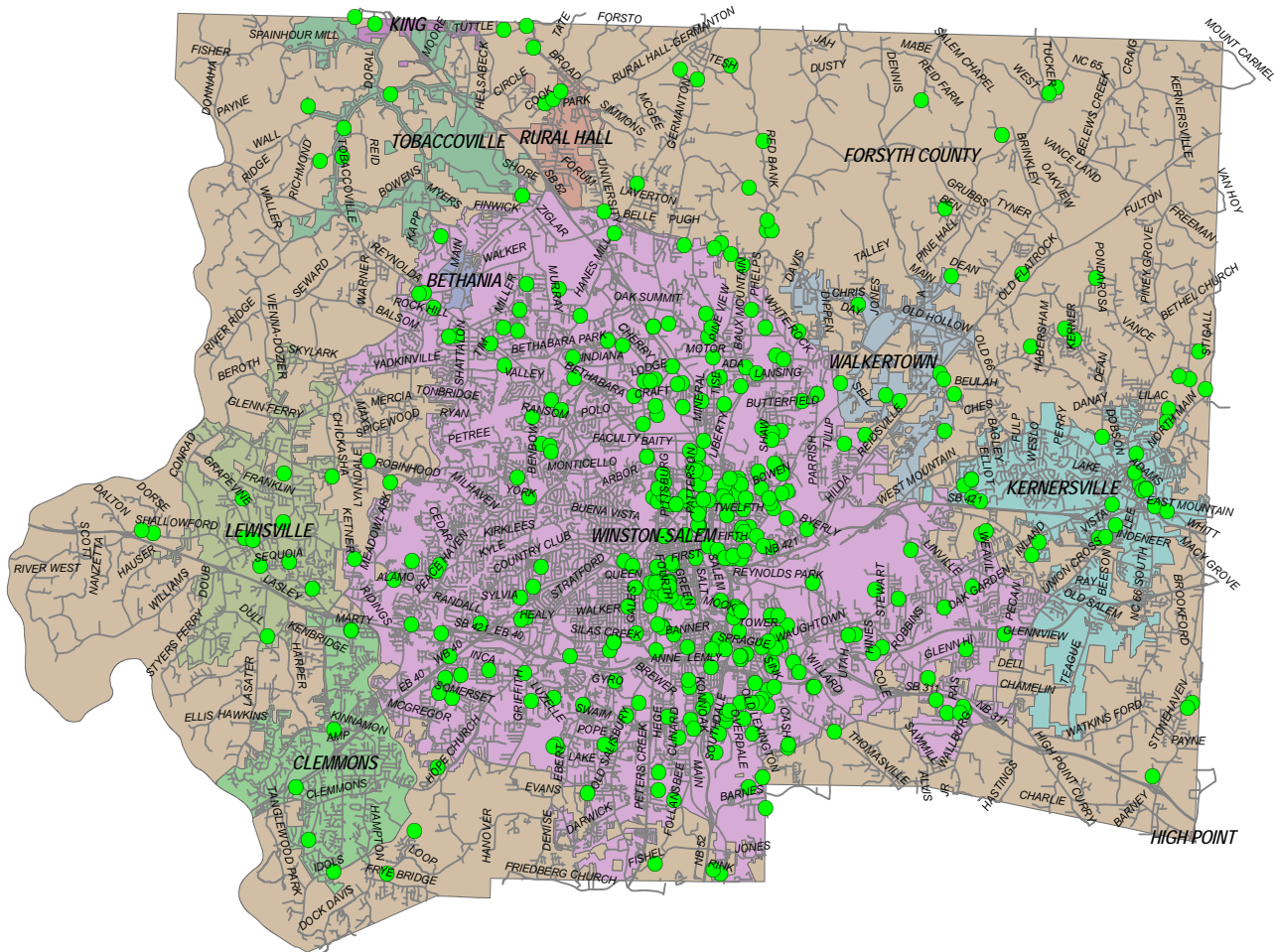
**TOP 10 SCHOOL INCIDENTS
2007-2008 School Year**



There are, at time of publication, 534 Sex Offenders registered with Forsyth County Sheriff's Office.

You can search at www.co.forsyth.nc.us/sheriff/ or ncfindoffender.com for sex offenders in your area; just click on Search the Registry.

The map below is a sampling of last known address of Forsyth County Sex Offenders.





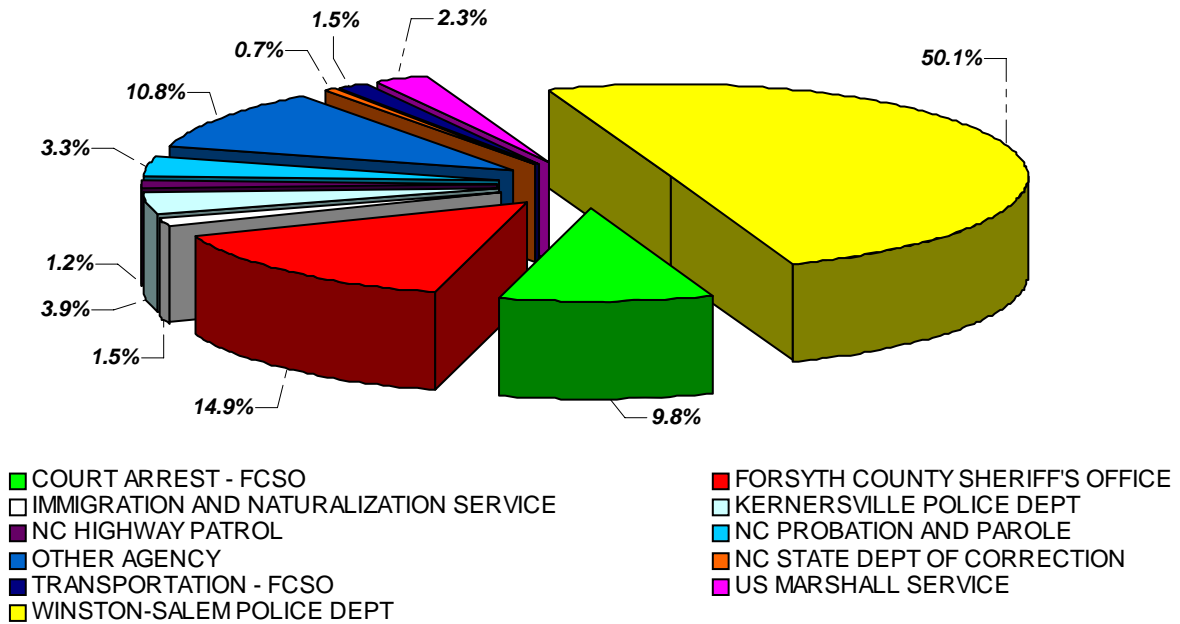
***LAW ENFORCEMENT DETENTION CENTER
MAJOR W. C. JAMES
Detention Bureau Commander***

***Capt. D. B. Holmes
Capt. Z. S. Yale
Capt. R. L. Settles***

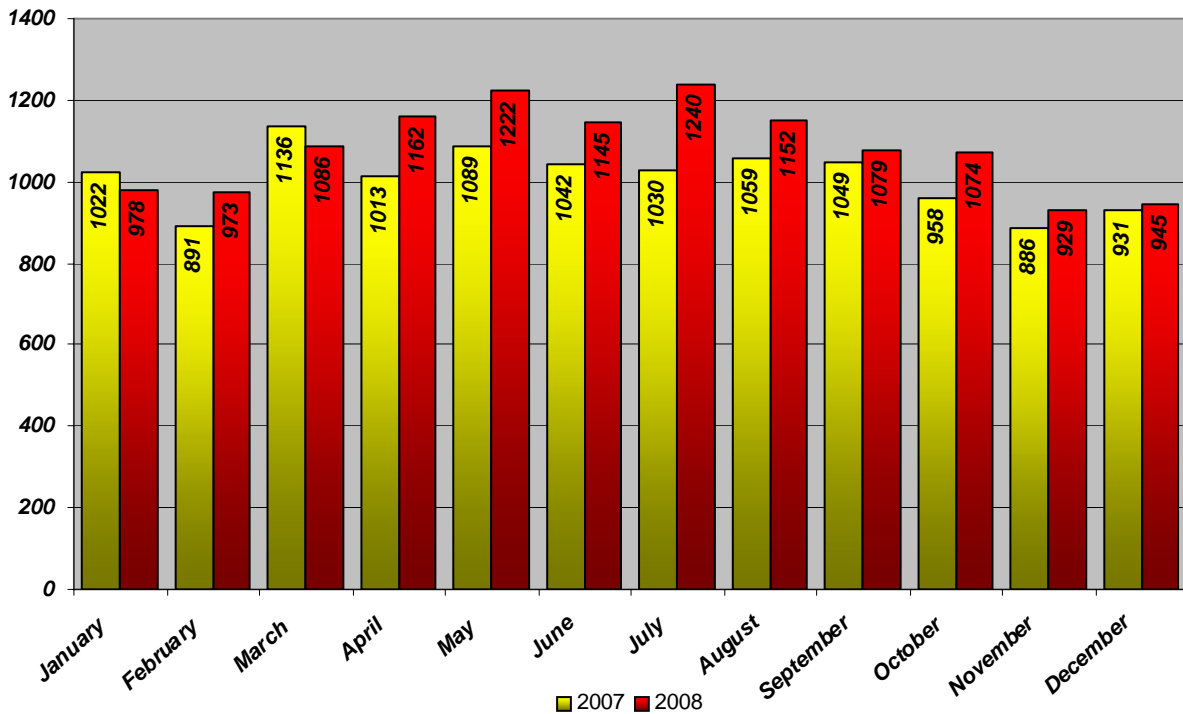
***Administrative Detention
Prisoner Services
Transportation
Court Security
Day Reporting
Pre-Trial***



**ARRESTING AGENCY INTO THE FORSYTH COUNTY LEDC 2008
(AGENCY ADMITTING UNDER 20 NOT INCLUDED IN THE CHART)**



**Forsyth County Law Enforcement Detention Center Bookings
by Month for 2007-2008**





Achievements & Awards



In Recognition of Valuable Service or Achievement

Forsyth County Sheriff's Office



Corporal D. J. Mills was honored as Officer of the Year by the Optimist Club of Winston-Salem. Corporal Mills demonstrates a passion and dedication to customer service.

Detective G. L. East was honored as Kernersville Exchange Club's Officer of the Year. Assigned to investigate Juvenile crimes, Det. East has investigated several high profile and sensitive cases.



Captain D. V. Hedgecock graduated September 12, 2008 from FBI National Academy program at Quantico, VA. He is currently Captain of the Civil and Support Services Division.

Sergeant R. B. Brown, Captain A. T. Smith, and Sergeant G. A. Salmons graduated April 18, 2008 from a 9 month Law Enforcement Leadership and Management Course. The course was structured after the 10 week FBI National Academy course.





*Retired in 2008
Thank you for your Service*



*Lt Robert Twitty
22 years of service*



*Lt. Sim O. Artice
19 years of service.*



*Chief Deputy Steve Carden
30 years of service*