

Forsyth County Sheriff's Office 2010 Annual Report



*120 West Third Street
Winston-Salem • NC • 27101*

www.fcsos.us

336-917-7001



Table of Contents

<i>Memorials</i>	3	<i>Citations</i>	23
<i>Vision/Mission Statement</i>	4	<i>Civil and Criminal Process</i>	24
<i>County Officials</i>	5	<i>Foreclosures</i>	25
<i>Message from the Sheriff</i>	6	<i>Domestic Violence</i>	26
<i>CALTEA</i>	7	<i>Communications</i>	27
<i>Command Staff</i>	8	<i>Training</i>	29
<i>Captains</i>	9	<i>Criminal Investigations</i>	30
<i>Organizational Chart</i>	10	<i>School Resource Officers</i>	31
<i>Human Resources</i>	11	<i>Sex Offenders</i>	32
<i>Budget & Finance</i>	12	<i>Crime Scene Investigators</i>	33
<i>Professional Standards</i>	13	<i>Crime Prevention</i>	34
<i>Records</i>	14	<i>Patrol</i>	35
<i>Fingerprinting</i>	15	<i>Community Policing - Clemmons</i>	37
<i>Pistol Permits</i>	16	<i>Community Policing - Lewisville</i>	38
<i>Crime Clock</i>	17	<i>Community Policing - Rural Hall</i>	39
<i>Crime Hot Spots</i>	18	<i>Law Enforcement Detention Center</i>	40
<i>Part I Crime</i>	19	<i>Courtroom</i>	41
<i>Forsyth County Crime Stats</i>	20	<i>Employee Recognition</i>	42
<i>Arrests</i>	22	<i>What are Policemen Made Of</i>	44

Memorials



*Sergeant James Milton Johnson
November 11, 2004*

While attempting to subdue a neighbor who had started shooting people in the neighborhood, Reserve Sergeant Johnson was shot and killed. During the same incident another deputy was wounded and two civilians were killed by the gunman.



*Captain Jack ("Red") Conrad Renigar
May 30, 1975*

A reserve officer, attempting to apprehend a suspect who had shot and killed Deputy Wayne Gaither of the Davie County Sheriff's Office, was shot and killed. The suspect had been cornered in a small convenience store and was exchanging shots with the officers. Captain Renigar was shot by the suspect as he stood up from his covered position to warn a couple that had pulled into the parking lot of the store not knowing what was happening.



*Deputy Sheriff Ernest Wilson Walters
February 23, 1966*

While serving a civil process, Deputy Walters asked the suspect to secure her dog to prevent it from getting out of the house. The woman retrieved a shotgun and shot Deputy Walters.



*Deputy Sheriff T. N. Westmoreland
April 26, 1950*

Deputy Westmoreland was stabbed to death while making an arrest.



*Deputy Sheriff Linder Newsome
February 23, 1929*

While in pursuit of a vehicle occupied by thieves, Deputy Newsome's patrol car crashed.

Vision & Mission Statements

Vision Statement

“To enhance the quality of life and sense of community in Forsyth County by providing responsible effective law enforcement built upon citizen trust and guided by integrity and compassion.”

Mission Statement

“To ensure the security of life and property, to prevent crime and disorder, and to enforce the laws of North Carolina and the United States.”

Strategy

“To identify and deploy best practice methods, incorporating them into our policies and procedures, while engaging in continuing education in Sheriff's Office responsibilities.”



County Officials



*J. Dudley Watts, Jr.
County Manager*



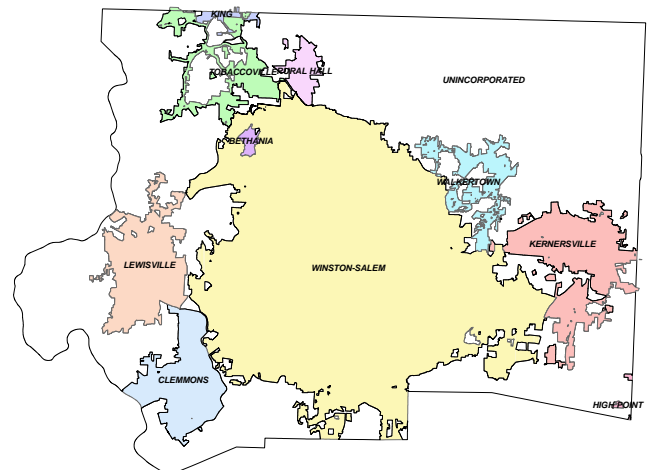
*A. Edward Jones
Deputy County Manager*



*Damon L. Sanders-Pratt
Deputy County Manager*



Board of Commissioners: Front Row; Richard V. Linville, Debra Conrad, Back Row Left To Right; Walter Marshall, David Plyler, Gloria Whisenhunt, Bill Whiteheart, and Everette Witherspoon.



Sheriff William T. Schatzman

My fellow citizens of Forsyth County:

Our mission in the sheriff's office is to keep you safe and we work hard to meet that challenge. The equipment used is the best money can buy and we train vigorously to sharpen our skills. Our personnel are second to none because our selection and screening process is rigorous and our policies and procedures demand high performance. Our promotional process identifies candidates for positions in supervision and our disciplinary process administers fair corrective actions when necessary.

This year, 2010, we completed a three year process and achieved CALEA Accreditation. That is an honor bestowed upon a law enforcement agency that demonstrates professionalism by adhering to standards that are accepted as best practice. We are extremely proud of that recognition and we pledge to maintain that level of performance as we continue to work to protect you and your loved ones.

*My best regards always,
William T. "Bill" Schatzman
Sheriff*




Sheriff William T. Schatzman swearing in ceremony at the courthouse, December 2010 after reelection to sheriff.

CALEA

Forsyth County Sheriff William T. Schatzman announced that on July 31st the Commission on Accreditation for Law Enforcement Agencies, Inc. (CALEA) advised the Forsyth County Sheriff's Office that it had passed all of its reviews and examinations and was awarded Law Enforcement Accreditation.

CALEA was created in 1979 through the combined efforts of four major law enforcement organizations: the International Association of Chiefs of Police, National Organization of Black Law Enforcement Executives, National Sheriffs' Association, and Police Executive Research Forum. These organizations continue to serve in an advisory capacity and are responsible for appointing members of the commission's board.




Left to right: Sylvester Daughtry, Jr., Exec. Director CALEA; Bob Dalton, Volunteer Accreditation Asst; Capt. Beth Pritchard; Lewis Moore, Accreditation Manager; Sheriff W. T. Schatzman; Louis M. Dekmar, Pres/Chair of CALEA.

Command Staff



*Sheriff William T.
Schatzman*



*Major F. B. Stanley
Enforcement Services
Bureau*



*Chaplain G. G. Davis
Victim Services*



*Major W. C. James
Detention Services Bureau*



*B. L. Miller
IT Manager*



*K. A. Taylor
Business Manager*



*J. A. Williamson
Human Resources Manager*

Enforcement Services Bureau



Captain E. C. Pritchard
Professional Standards &
Inspections



Captain M. C. Shepherd
Civil and Support Services



Captain A. T. Smith
Investigative Services



Captain P. A. Trentham
Field Services

Detention Services Bureau



Captain D. B. Holmes
Administrative Services

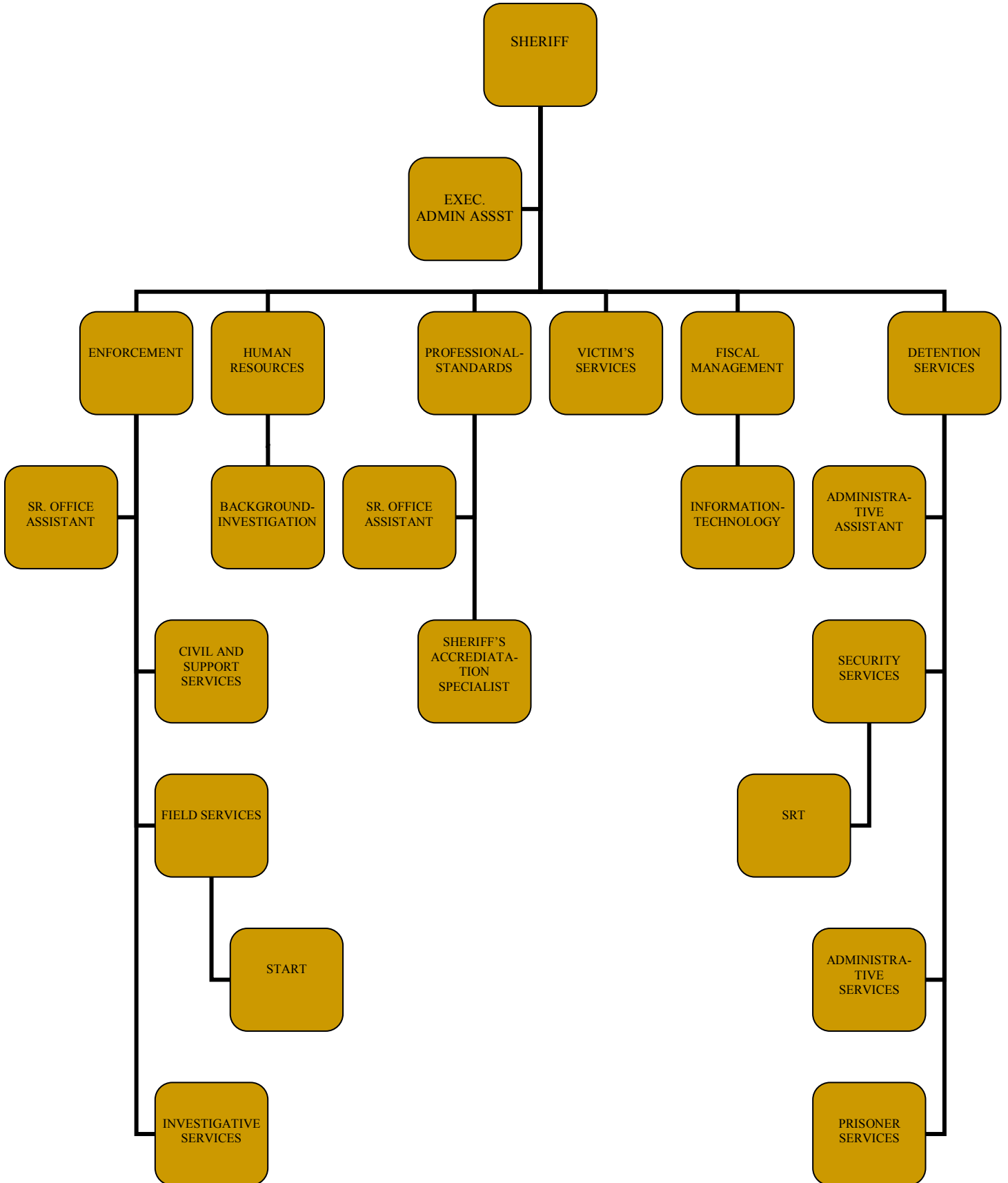


Captain R. L. Settles Jr.
Prisoner Services



Captain Z. S. Yale
Security Services

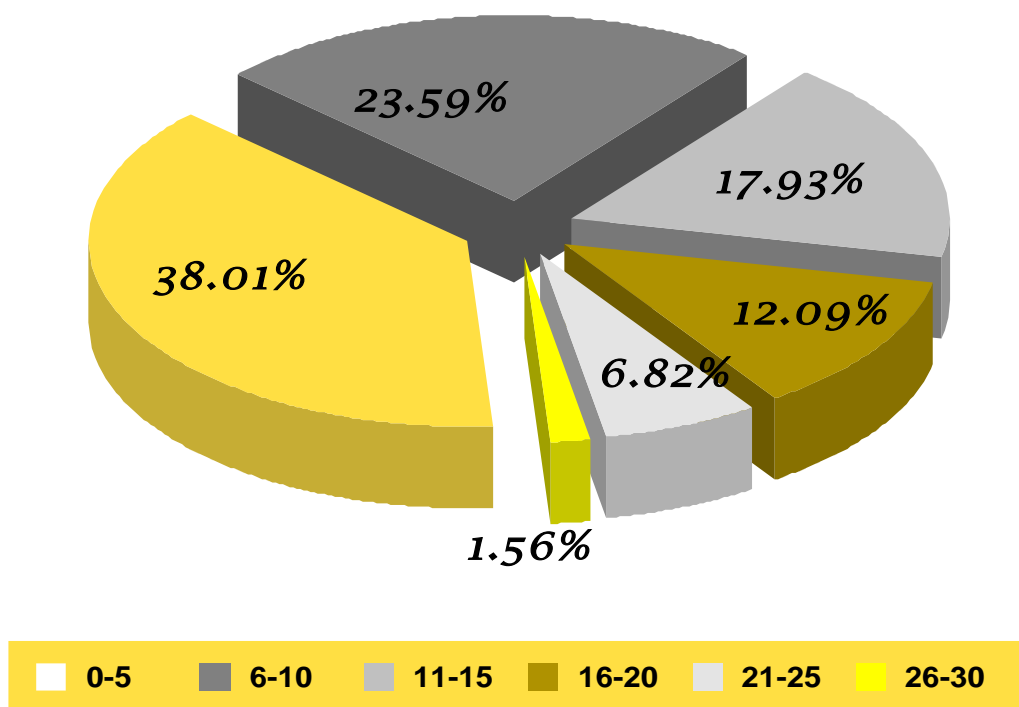
Organizational Structure



Human Resources

<i>Position Title</i>	<i>Total Number In Position</i>
<i>Sheriff</i>	1
<i>Major</i>	2
<i>Captain</i>	7
<i>Lieutenant</i>	17
<i>Sergeant</i>	47
<i>Corporal</i>	50
<i>Investigator</i>	19
<i>Deputy</i>	129
<i>Detention Officer</i>	193
<i>Civilian Employees</i>	82
<i>Telecommunicators</i>	27
<i>Department Total (FT & PT Paid Employees)</i>	574

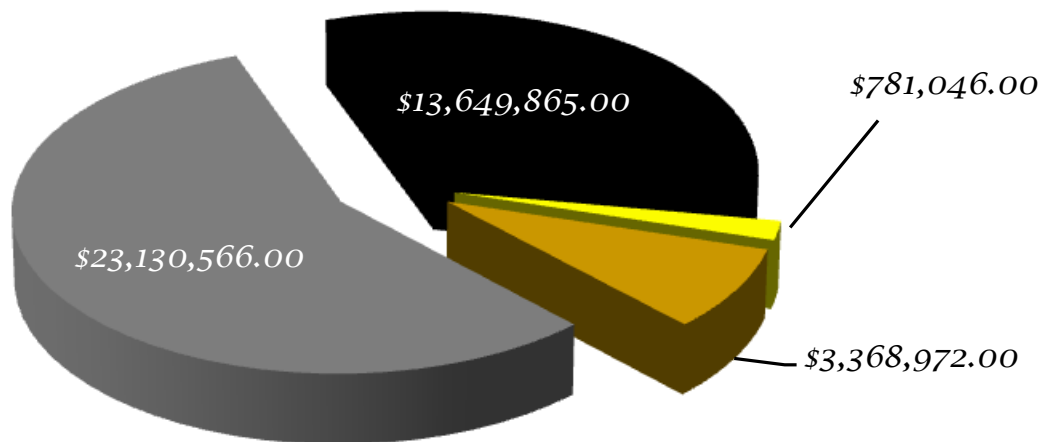
Forsyth County Sheriff's Office Personnel Years of Service



Budget & Finance

The Forsyth County Commissioners adopted a budget for Fiscal Year 2009-2010 of \$393,443,253 for Forsyth County Operations. Allocated for Public Safety from the operations budget was \$61,530,528 and as part of the Public Safety group, the Sheriff's Office Adopted Budget for FY 2009-2010 was \$40,930,449 with expected revenues of \$7,567,907.

Sheriff's Office Expenditures



■ Grant & Forfeiture Funds ■ Administration ■ Detention ■ Enforcement

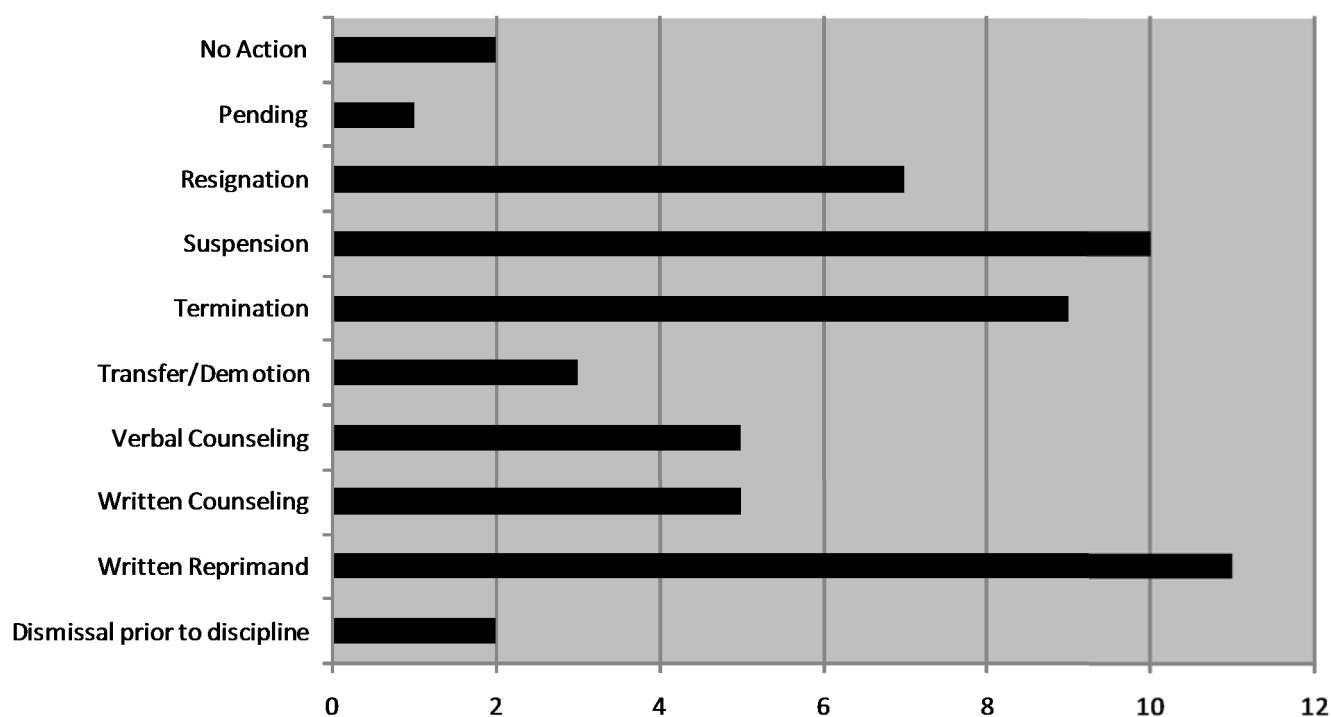


Visit our website www.fcs0.us for P2C (Police to Citizens) search. You can search an event by case number, location, name and date. You can make an inmate inquiry, view most wanted and missing persons or view our community calendar. You may print copies of public incident reports or view our daily bulletin of events.

Professional Standards

2010 Internal Affairs Complaints								
Complaint Type	Exonerated	Not Sustained	Sustained	Unfounded	Open	Total	Invertigated by Division Commander	IA Investigation
Courtesy	11	6	3	5	0	25	22	3
Criminal	2	3	2	2	0	9	4	5
Discrimination	0	0	0	0	1	1	0	1
Dishonesty	3	1	6	0	0	10	3	7
Excessive Force	6	1	3	3	0	13	6	7
Insubordination	0	0	1	0	0	1	0	1
Misconduct	5	10	13	3	0	31	17	14
Neglect of Duty	4	3	6	2	0	15	7	8
Other/Citations	2	2	2	0	0	6	0	6
Policy Violations	1	3	8	0	0	12	1	11
Racial Profiling	1	0	0	0	0	1	0	1
Sexual or other harassment	1	0	1	0	0	2	1	1
Traffic related	4	3	3	0	0	10	7	3
Total	43	35	54	17	1	150	73	77
Retained for information only complaints/calls				67		67	not assigned	not assigned
Grand Total	43	35	54	84	1	217	73	77
Other/Incident Review Board								
Vehicle Chase	16							
Traffic Collisions	34		36			70		

2010 Internal Affairs Disciplinary Action



Records

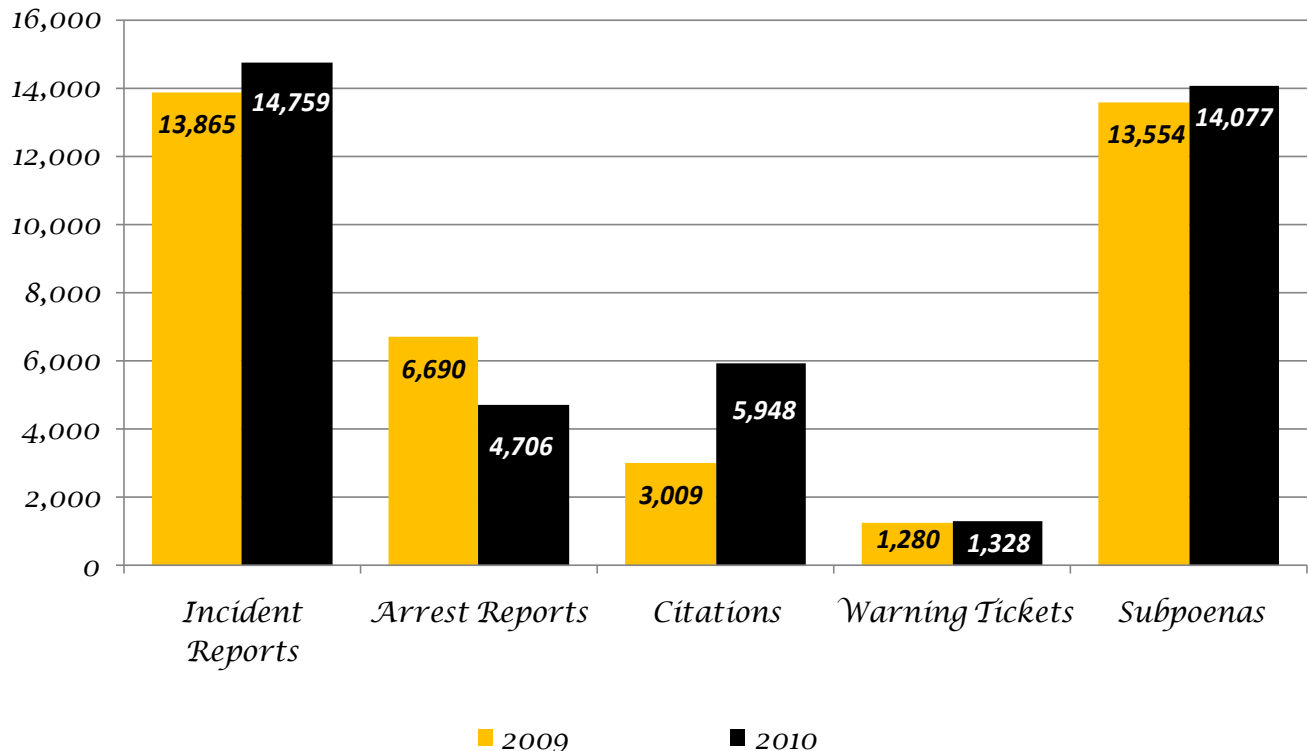


Robin King
Records
Supervisor

The Forsyth County Sheriff's Office began using the NCAWARE (North Carolina Arrest Warrant Repository) in March of 2010. The web-based system is designed to help authorities issue and track warrants across jurisdictions for wanted persons in the state. Deputies and Telecommunicators can immediately check to see if any person with whom we have contact has an outstanding warrant or criminal summons. Training to use the NCAWARE system is now part of the initial new hire orientation program.

The Forsyth County Records Section is responsible for a variety of office support tasks. These tasks vary from data entry to quality assurance checks to ensure all documents are complete and accurate. The Records Section reviews all incident reports submitted via Mobile Field Reporting. They are the final review before the incident reports are accessible to the public. They also receive and house all arrest reports, citations, and warning tickets. These items are received and entered into our Records Management System. They are also responsible for the data entry of subpoenas. After the subpoenas are entered, records staff makes service attempts with the defendant/person by telephone.

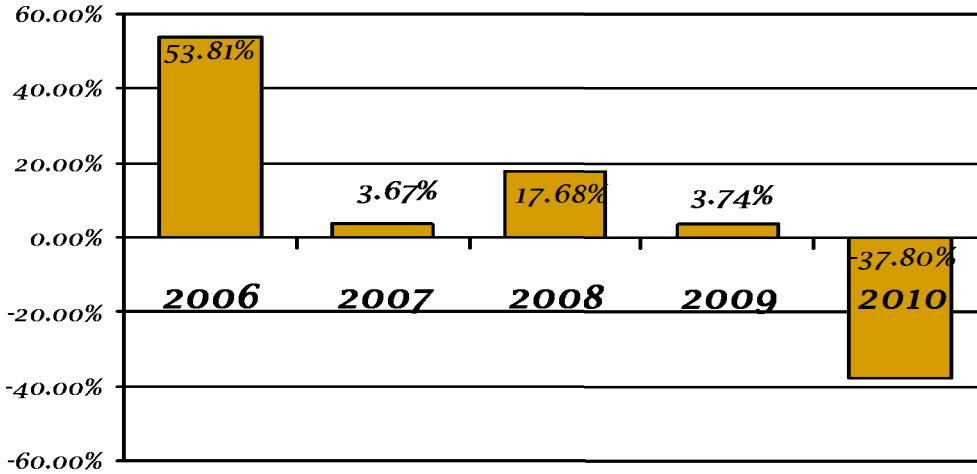
Records Activity



Fingerprinting

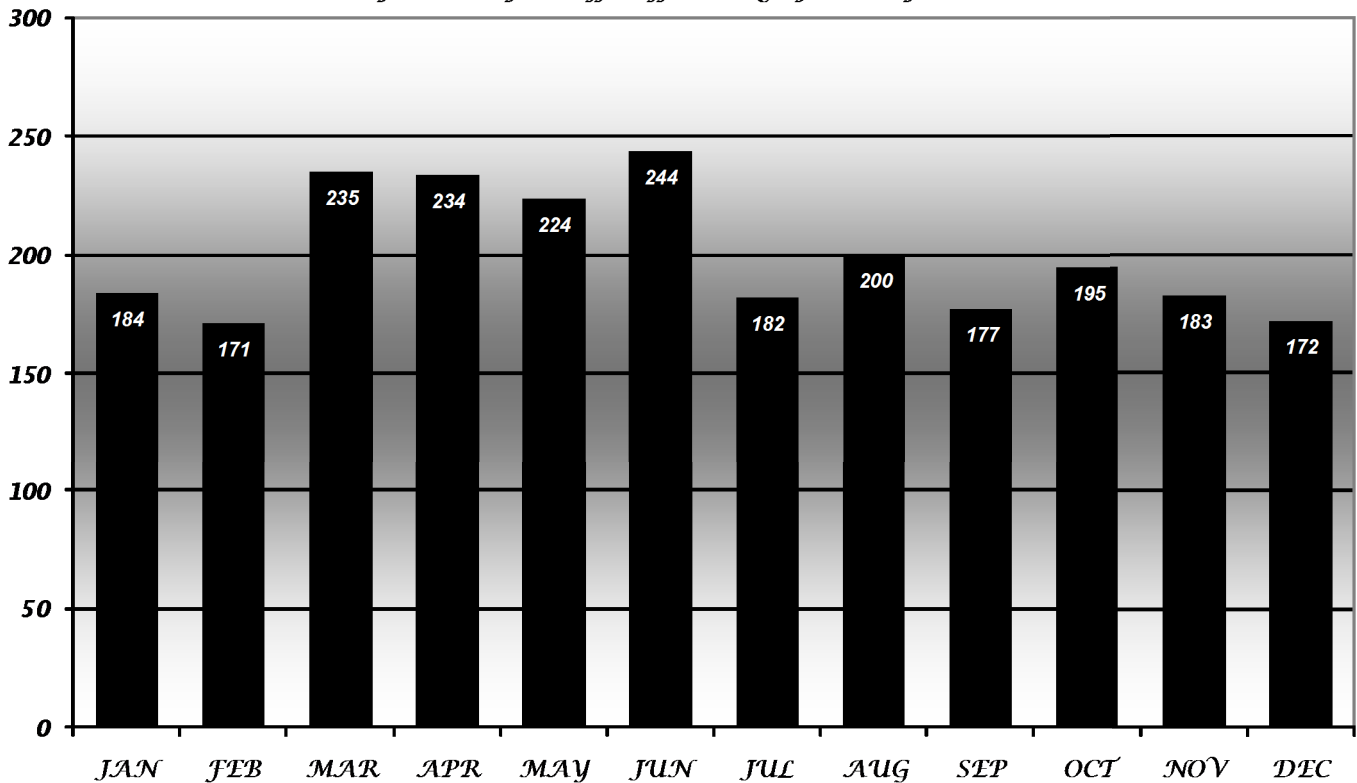
The Forsyth County Sheriff's Office offers fingerprinting as a courtesy to the general public Monday through Friday (excluding holidays) 8:30 - 10:30 am and 1:30 - 3:30pm. The fee for the first two cards is \$10.00 CASH ONLY and \$5.00 per card thereafter. In 2010, June showed to have the most applications with 244.

*Fingerprinting Percentage Comparison
2006-2010*



Sheriff's Office Volunteer fingerprints county resident for a job application.

Forsyth County Sheriff's Office Fingerprints by Month - 2010

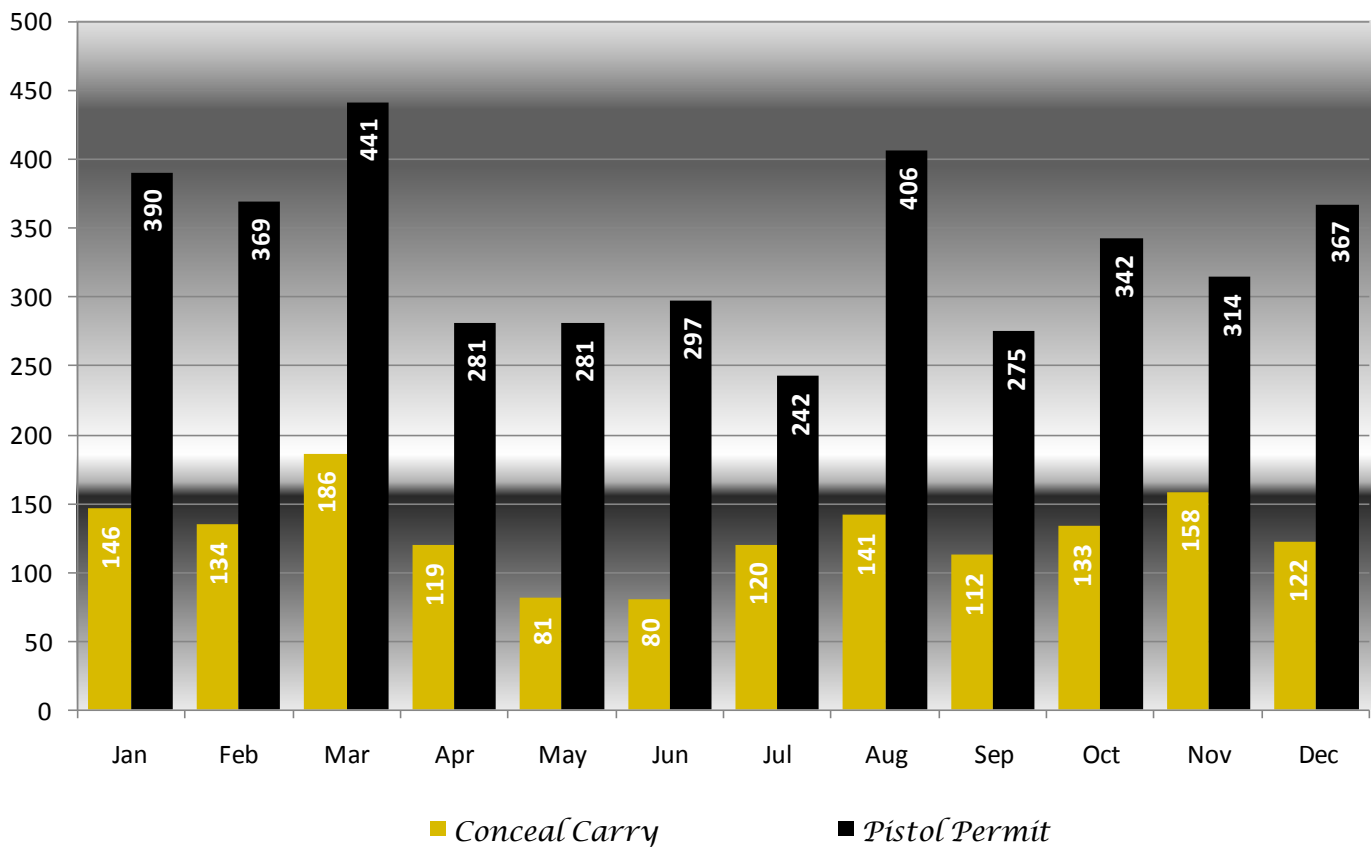


Pistol Permits

5,537 Conceal Carry and Pistol Permits were applied for in 2010 down 19.7% from 2009 with a count of 6,897. There were 159 permits denied.

STATE OF NORTH CAROLINA				APPLICATION FOR CONCEALED HANDGUN PERMIT				
Name of Applicant (Last, First, Middle, Maiden) (Attach listing of all previous addresses and all name changes including location and court file number, if applicable)				<input checked="" type="checkbox"/> NEW PERMIT <input type="checkbox"/> DUPLICATE <input type="checkbox"/> RENEWAL PERMIT		<input type="checkbox"/> EMERGENCY TEMPORARY PERMIT G.S. 14-415.10 et seq.		
Street Address				Date of Birth		Social Security No. (see notification on back of form)		
City		State		Zip		State Driver's License No. (State Identification No. If No Drivers License) State		
Mailing Address				Military Status <input type="checkbox"/> Active <input type="checkbox"/> Reserve <input type="checkbox"/> Discharged <input type="checkbox"/> N/A		Race	Sex	Hair
Telephone No.		County of Residence		Eyes	Height	Weight	Other Physical Description	
APPLICATION								
I, the undersigned applicant, being duly sworn, hereby make application for a concealed handgun permit and state that the following information is correct to the best of my knowledge.								
<p>I am a citizen of the United States and have been a resident of North Carolina for at least one year immediately preceding the filing of this application. I am 21 years of age or older. I do not suffer from any mental or physical condition that would prevent the safe handling of a handgun.</p> <p>1. Have you successfully completed an approved firearms training course including actual firing of handguns and instruction in the laws governing the use of a concealed handgun and the use of deadly force? (If not, please specify below.)</p> <p>2. Are you ineligible to own, possess, or receive a firearm?</p> <p>3. Are you under indictment or has a finding of probable cause?</p> <p>4. Have you been adjudicated guilty in any court of a felony or misdemeanor?</p> <p>5. Are you a fugitive from justice?</p> <p>6. Are you an unlawful user of, or addicted to marijuana, cocaine, heroin, or any other controlled substance as defined in G.S. 90-113?</p> <p>7. Are you currently, or have you been previously adjudicated, mentally incompetent or mentally ill?</p>						<p>(check applicable boxes)</p> <p>(1) <input type="checkbox"/> Yes <input type="checkbox"/> No</p> <p>(2) <input type="checkbox"/> Yes <input type="checkbox"/> No</p> <p>(3) <input type="checkbox"/> Yes <input type="checkbox"/> No</p> <p>(4) <input type="checkbox"/> Yes <input type="checkbox"/> No</p> <p>(5) <input type="checkbox"/> Yes <input type="checkbox"/> No</p> <p>(6) <input type="checkbox"/> Yes <input type="checkbox"/> No</p> <p>(7) <input type="checkbox"/> Yes <input type="checkbox"/> No</p>		

2010 Pistol and Conceal Carry Permits by Month



2010 Crime Clock



FORSYTH COUNTY SHERIFF'S OFFICE

**2
0
1
0
C
R
I
M
E
C
L
O
C
K**

One major crime EVERY 3 HOURS

One violent crime EVERY 31 HOURS

One murder EVERY 183 DAYS

One rape EVERY 18 DAYS

One robbery EVERY 18 DAYS

One aggravated assault EVERY 37 HOURS

One property crime EVERY 3 HOURS

One burglary EVERY 11 HOURS

One larceny EVERY 5 HOURS

One motor vehicle theft EVERY 3 DAYS

One arson EVERY 20 DAYS

One crime incident EVERY 34 MINUTES

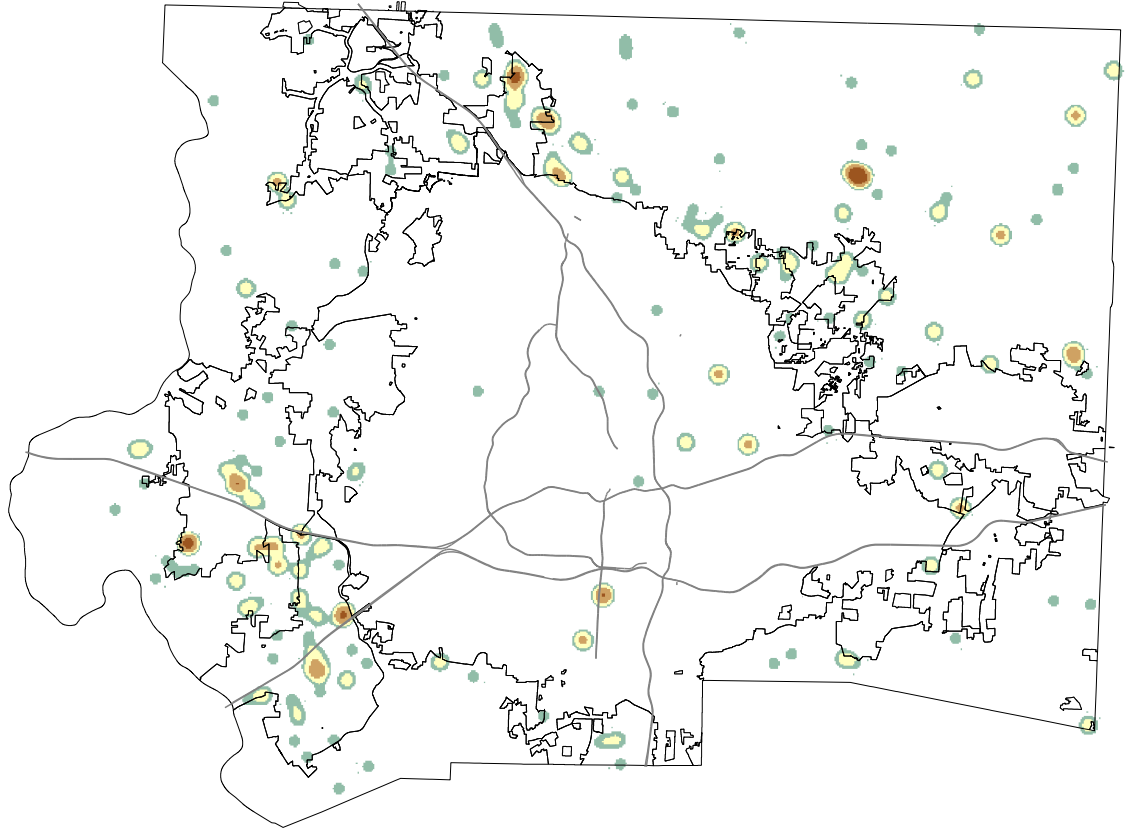
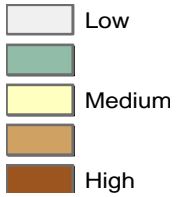
One call for police service EVERY 5 MINUTES

The Crime Clock should be reviewed with care. Being the most aggregate representation of crime data, it is designed to convey the reported crime by showing relative frequency of occurrence of activity. The Crime Clock represents the annual ratio of crime to fixed time intervals. No Cancelled Calls included in CFS.

Forsyth County Crime

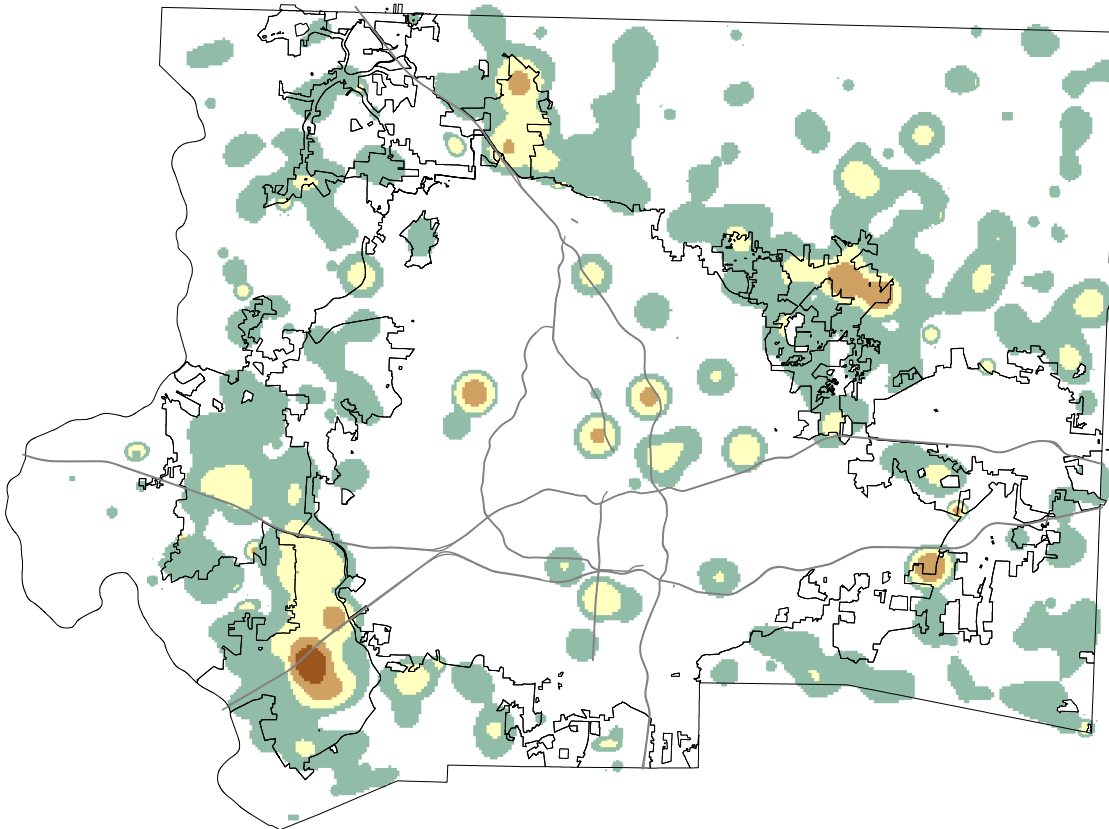
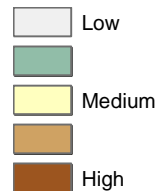
280 Violent Crimes

Forsyth County Violent Crime Hot Spots for 2010



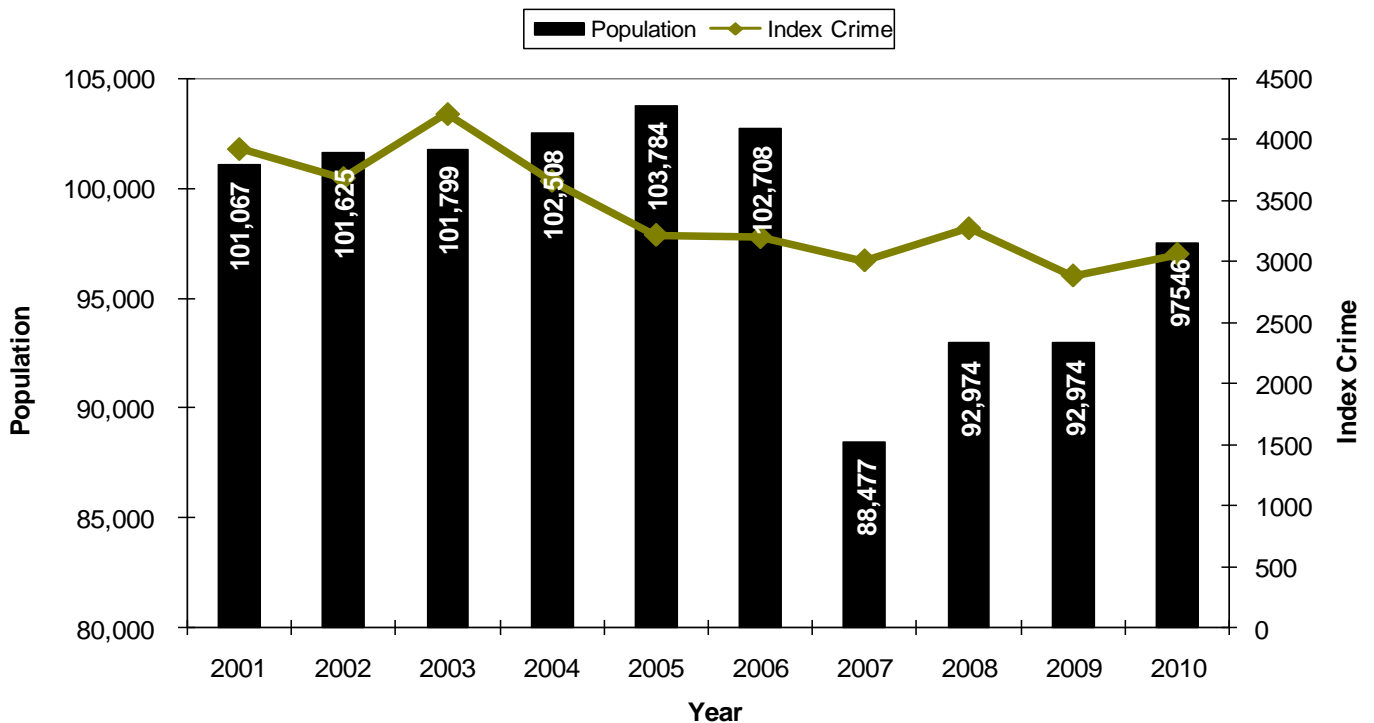
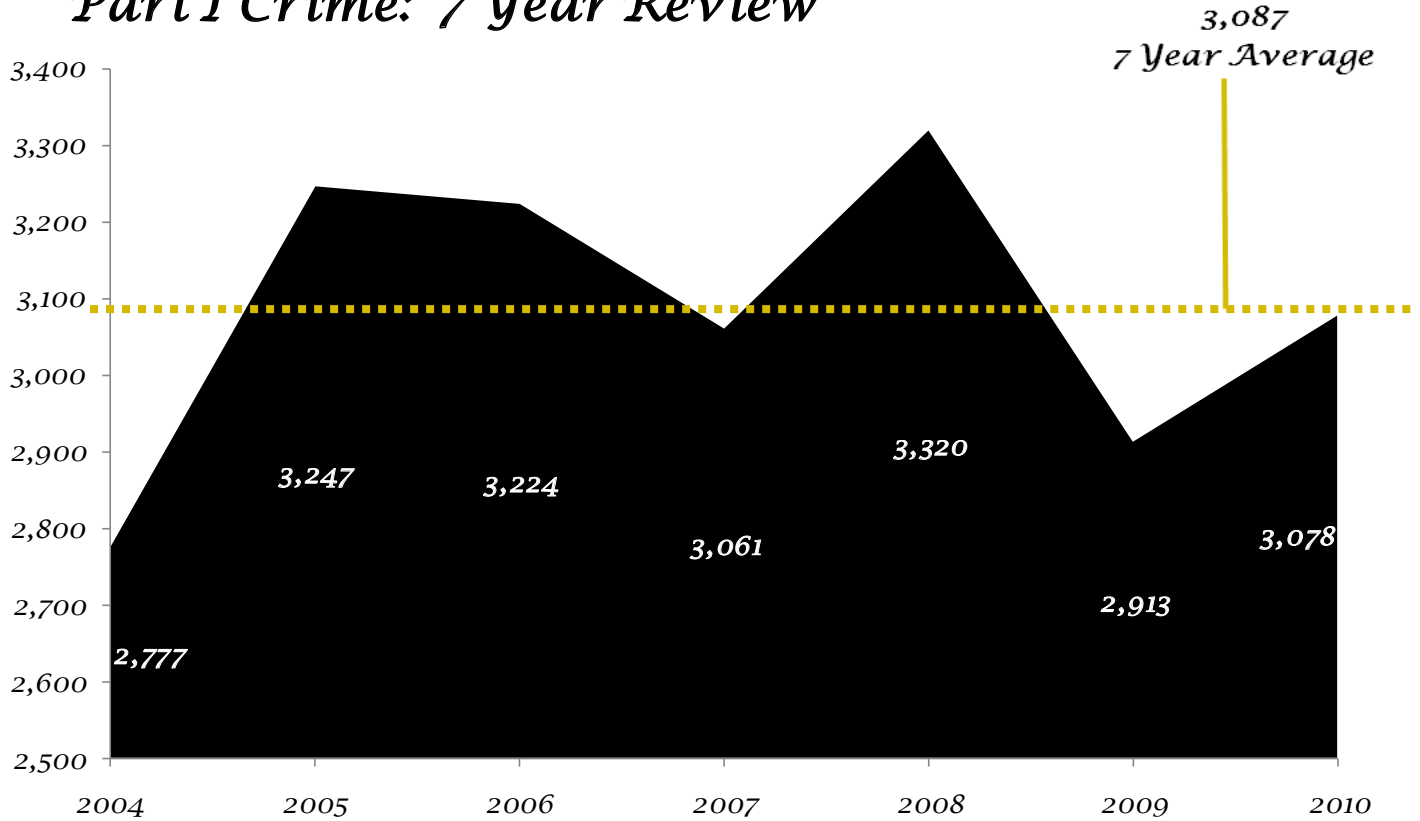
2798 Property Crimes

Forsyth County Property Crime Hot Spots for 2010



Forsyth County Crime

Part I Crime: 7 Year Review



Note: The drop in population 2006-2007 was due to a significant annexation that occurred by the city of Winston-Salem.

Forsyth County Crime



<i>Part I Crime</i>	2004	2005	2006	2007	2008	2009	2010	2004-2010 Change	2010 Per 1,000 Population
<i>Murder</i>	3	1	5	2	2	2	2	-33.33%	0.02
<i>Rape</i>	15	23	17	26	20	16	21	40.00%	0.22
<i>Robbery</i>	22	25	36	34	38	35	20	-9.09%	0.21
<i>Robbery</i>	18	16	19	18	29	24	6	-66.67%	0.06
<i>Common Law Robbery</i>	4	9	17	16	9	11	14	250.00%	0.14
<i>Aggravated Assault</i>	216	244	271	222	247	225	237	9.72%	2.43
<i>Burglary</i>	669	835	803	817	766	710	774	15.70%	7.93
<i>Housebreaking</i>	481	558	558	596	593	547	618	28.48%	6.34
<i>Storebreaking</i>	149	209	215	197	147	142	133	-10.74%	1.36
<i>Burglary</i>	39	68	30	24	26	21	23	-41.03%	0.24
<i>Larceny</i>	1,731	1,939	1,894	1,815	2,098	1,796	1,918	10.80%	19.66
<i>AB&L</i>	311	323	360	375	491	392	495	59.16%	5.07
<i>from Auto</i>	106	94	150	133	143	96	121	14.15%	1.24
<i>from Building</i>	262	370	290	276	347	350	365	39.31%	3.74
<i>Purse Snatching</i>	5	2	2	3	2	0	0	-100.00%	0.00
<i>from Coin Operated</i>	16	11	34	30	5	9	11	-31.25%	0.11
<i>Pocket-Picking</i>	0	5	2	1	3	2	1	-	0.01
<i>Shoplifting</i>	84	127	160	178	225	229	167	98.81%	1.71
<i>Larceny</i>	636	600	619	607	744	700	738	16.04%	7.57
<i>Larceny of Gas</i>	311	407	277	212	138	18	20	-93.57%	0.21
<i>Auto Theft</i>	121	180	198	145	149	129	106	-12.40%	1.09
Total Violent	256	293	329	284	307	278	280	9.38%	2.87
Total Property	2,521	2,954	2,895	2,777	3,013	2,635	2,798	10.99%	28.68
Index Total	2,777	3,247	3,224	3,061	3,320	2,913	3,078	10.84%	31.55

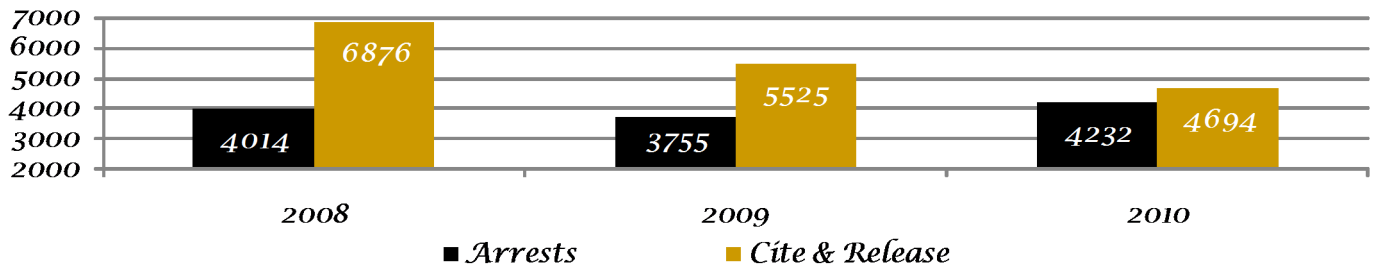
Forsyth County Crime

<i>Part II Crime</i>	2004	2005	2006	2007	2008	2009	2010	2004- 2010	2010 Per 1,000
								<i>Change</i>	<i>Population</i>
<i>Drugs</i>	415	582	443	581	548	458	416	0.24%	4.26
<i>Assault</i>	1,242	1,559	1,623	1,443	1,702	1,748	2,138	72.14%	21.92
<i>Forgery/Counterfeit</i>	66	74	82	67	77	64	64	-3.03%	0.66
<i>Fraud</i>	350	370	290	257	246	229	205	-41.43%	2.10
<i>DWI</i>	88	172	203	183	313	179	122	38.64%	1.25
<i>Embezzlement</i>	21	18	30	25	24	10	14	-33.33%	0.14
<i>Arson</i>	21	57	54	33	38	16	18	-14.29%	0.18
<i>Vandalism</i>	993	1,167	1,148	1,069	1,119	955	956	-3.73%	9.80
<i>Stolen Property</i>	44	60	64	53	45	33	33	-25.00%	0.34
<i>Weapons</i>	178	186	205	200	228	176	175	-1.69%	1.79
<i>Prostitution</i>	4	2	1	1	3	1	0	-100.00%	0.00
<i>Sex Offenses</i>	60	77	98	92	107	94	100	66.67%	1.03
<i>Gambling</i>	1	0	0	2	0	1	1	0.00%	0.01
<i>Offense Against Fam/Child</i>	21	18	31	14	12	20	16	-23.81%	0.16
<i>Liquor Law Violation</i>	41	67	108	101	110	90	81	97.56%	0.83
<i>Pornography</i>	2	4	2	2	1	6	10	400.00%	0.10
<i>Disorderly Conduct</i>	382	417	426	387	571	684	853	123.30%	8.74
<i>Traffic</i>	322	453	533	491	432	344	252	-21.74%	2.58
<i>Miscellaneous</i>	265	260	259	247	209	215	204	-23.02%	2.09
<i>All Other Offenses</i>	1,474	1,745	1,209	1,149	1,165	1,189	1,133	-23.13%	11.62
<i>Total Non Reportable</i>	3,113	4,193	4,772	4,641	5,017	5,177	5,567	78.83%	57.07
<i>Total Part II</i>	5,990	7,288	6,809	6,397	6,950	6,512	6,791	13.37%	69.62
<i>Total Part I & II</i>	8,767	10,535	10,033	9,458	10,270	9,425	9,869	12.57%	101.17
<i>Total FCSO Crime</i>	11,880	14,728	14,805	14,099	15,287	14,602	15,436	29.93%	158.24



Arrests

Arrest charges were up in 2010 over 2009 12.6%, however Cite & Release charges were down 15.04% for a total decrease of 3.85% for the agency.



	Arrests	Cite & Release	Total	% of Total
Murder	2	0	2	0.02%
Rape	27	0	27	0.32%
Robbery	16	0	16	0.19%
Agg Assault	84	4	88	1.05%
Burglary	111	3	114	1.36%
Larceny	186	100	286	3.41%
MV Theft	10	0	10	0.12%
Total Part I Crime	436	107	543	6.48%
All Other Offenses	1,550	159	1,709	20.39%
Arson	2	0	2	0.02%
Counterfeit	0	0	0	0.00%
Disorderly Conduct	294	62	356	4.25%
Drugs/Narcotics	178	120	298	3.55%
DWI	99	34	133	1.59%
Embezzlement	11	0	11	0.13%
Forgery	12	0	12	0.14%
Fraud	68	60	128	1.53%
Gambling	0	0	0	0.00%
Liquor	17	61	78	0.93%
Misc Offenses	43	3	46	0.55%
Non Reportable	34	2	36	0.43%
Offense Against Family	6	2	8	0.10%
Pornography	3	0	3	0.04%
Prostitution	0	0	0	0.00%
Sex Offenses	14	0	14	0.17%
Simple Assault	1,264	193	1,457	17.38%
Stolen Property	16	15	31	0.37%
Traffic	53	3,821	3,874	46.21%
Vandalism	60	26	86	1.03%
Weapon	72	29	101	1.20%
Total Part II Crime	3,796	4,587	8,383	93.92%
Total	4,232	4,694	8,926	100.00%

Citations

Forsyth County Sheriff's Office personnel issued 2,694 citations for misdemeanors and infractions in 2010. This number is down from 2,965 in 2009, a decrease of 9%.

<i>Infractions</i>	<i>Total</i>	<i>% of Total</i>
<i>Altered Plates</i>	3	0.11%
<i>Brake Light Violation</i>	7	0.26%
<i>Child Restraint</i>	67	2.49%
<i>Cruelty to Animals</i>	1	0.04%
<i>Defective Equip</i>	87	3.23%
<i>Disorderly Conduct</i>	1	0.04%
<i>Drive on Wrong Side</i>	33	1.22%
<i>Drive Over Fire Hose</i>	1	0.04%
<i>DWLR</i>	1	0.04%
<i>Fail Registration</i>	7	0.26%
<i>Fail to Burn Headlamp</i>	3	0.11%
<i>Fail to Move</i>	8	0.30%
<i>Fail to Use Lane</i>	3	0.11%
<i>False MVT Report</i>	1	0.04%
<i>Follow Too Closely</i>	17	0.63%
<i>Improper Lane Change</i>	14	0.52%
<i>Improper Passing</i>	37	1.37%
<i>Improper Registration</i>	8	0.30%
<i>Improper Signal</i>	36	1.34%
<i>Improper Turn</i>	5	0.19%
<i>Interstate Highway Law</i>	3	0.11%
<i>Move over Law</i>	3	0.11%
<i>No Drivers License</i>	3	0.11%
<i>No Insurance</i>	2	0.07%
<i>No MC Helmet</i>	6	0.22%
<i>Obstructed Tag</i>	2	0.07%
<i>Operate Boat W/O Equip</i>	2	0.07%
<i>Other</i>	89	3.30%
<i>Overcrowded Vehicle</i>	2	0.07%
<i>Parking Violation</i>	23	0.85%
<i>Provisional License Restrict</i>	12	0.45%
<i>Reckless Driving</i>	51	1.89%
<i>Rolling Stop</i>	11	0.41%
<i>Safety Belt Violation</i>	21	0.78%
<i>Speeding</i>	1,215	45.10%
<i>Stop Violation</i>	118	4.38%
<i>Texting While Driving</i>	28	1.04%
<i>Violation Tinted Window</i>	176	6.53%
<i>Wrong Way</i>	6	0.22%
<i>Total</i>	2,694	100.00%

Civil and Criminal Process

2010 Civil Process

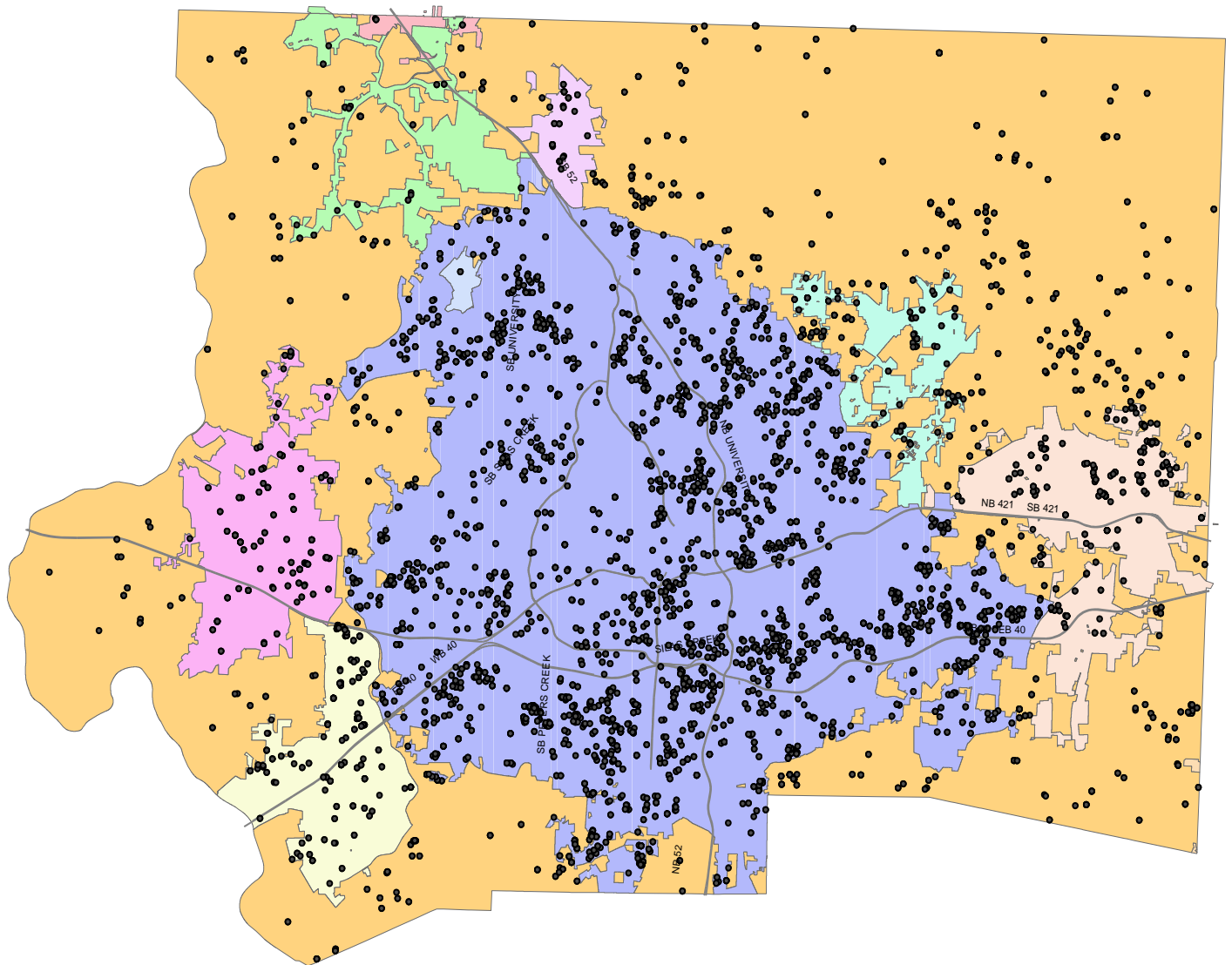
	<i>Received</i>	<i>Served</i>	<i>% Served</i>
<i>Out of State</i>	183	139	76.0%
<i>DV-Domestic Violence Order</i>	1,536	1,253	81.6%
<i>Evictions</i>	17,736	15,405	86.9%
<i>EX Parte Order</i>	47	38	80.9%
<i>Executions</i>	1,800	1,165	64.7%
<i>File Inventory or Account</i>	216	163	75.5%
<i>Foreclosure</i>	6,801	6,381	93.8%
<i>Forensic Examiner Motion & Order</i>	31	26	83.9%
<i>Judicial Finding/DNA Sample</i>	414	171	41.3%
<i>Juvenile Summons & Summons & Notice of Hearing</i>	938	730	77.8%
<i>Magistrate Summons</i>	2,379	1,753	73.7%
<i>Motion and Notice of Hearing</i>	680	626	92.1%
<i>NOH Incomp & Order Appoint GAL</i>	238	227	95.4%
<i>Notice of Hearing</i>	3,025	2,079	68.7%
<i>Notice of Rights Exemptions</i>	2,265	1,672	73.8%
<i>Order</i>	116	91	78.4%
<i>Order to Appear and Show Cause</i>	2,849	1,392	48.9%
<i>Other</i>	289	215	74.4%
<i>Subpoena</i>	13,778	10,504	76.2%
<i>Summons</i>	7,253	5,124	70.6%
<i>Temp Restraining Order</i>	19	18	94.7%
<i>Transportation - Committing Defendant to Dorethea Dix</i>	12	11	91.7%
<i>Writs</i>	226	162	70.8%
Total	62,831	49,345	78.5%

2010 Criminal Processes

	<i>Received</i>	<i>Served</i>	<i>% Served</i>
<i>Civil Contempt Arrest Order</i>	836	400	47.8%
<i>Criminal Summons</i>	486	354	72.8%
<i>Forsyth County Sheriff's Office Recall</i>	19	0	0.0%
<i>Governor's Warrant</i>	6	4	66.7%
<i>Juvenile Secure Custody Order</i>	19	16	84.2%
<i>Magistrate's Order</i>	6	6	100.0%
<i>Notice</i>	53	18	34.0%
<i>Order for Arrest</i>	1411	635	45.0%
<i>Show Cause Order</i>	161	45	28.0%
<i>Warrant for Arrest</i>	783	548	70.0%
Total	3780	2026	53.6%

Civil and Criminal Process

The Forsyth County Sheriff's Office is responsible for the service of a wide variety of criminal and civil processes throughout the incorporated and unincorporated areas of Forsyth County. These processes include, but are not limited to warrants, orders for arrest, subpoenas, and all domestic violence protective orders. One area of process service that has seen an increase in 2010 is foreclosures due in part to the economic climate. In 2010, the Civil section of the Forsyth County Sheriff's Office served 6,381 foreclosure papers to 2,594 addresses. This is an increase in addresses of 13% and increase in papers of 16% over 2009. The map below shows points where foreclosures were served in 2010.



Domestic Violence

In 2010 there were 2,240 domestic incidents. 1,103 of those were criminal and 1,137 non-criminal. From those totals, there were 148 Part I incidents and 969 Part II Incidents. There were 192 incidents where children under 12 were present. Domestic Violence 50B arrests totaled 53 in 2010. Our agency responded to 3,152 domestic violence calls in 2010.

DID YOU KNOW?

- One in every four women will experience domestic violence in her lifetime.*
- An estimated 1.3 million women are victims of physical assault by an intimate partner each year.*
- 85% of domestic violence victims are women.*
- Females who are 20-24 years of age are at the greatest risk of nonfatal intimate partner violence.*
- Most cases of domestic violence are never reported to the police.*
- Almost 1/3 of female homicide victims that are documented in prior law enforcement records are killed by an intimate partner.*
- Intimate partner violence results in more than 18.5 million mental health care visits each year.*
- One in six women and one in thirty-three men have experienced an attempted or completed rape.*
- There are 16,800 homicides and \$2.2 million (medically treated) injuries due to intimate partner violence annually, which costs \$37 billion nationally.**

To report domestic violence in progress, call 911.

Forsyth County is home to the Safe On Seven Domestic Violence Center which began operation in October 2005. The center derives its name from its multi-agency approach to providing services for domestic violence victims on the seventh floor of the Forsyth County Hall of Justice. Fortuitously, the abbreviation of Safe On Seven is S.O.S., the international distress code for a cry for help. The main number for the Safe On Seven Domestic Violence Center is 336-779-6320. The Center's hours of operation are from 8:30 a.m. until 4:00 p.m. Monday through Friday.

Domestic Violence is never OK!



Communications



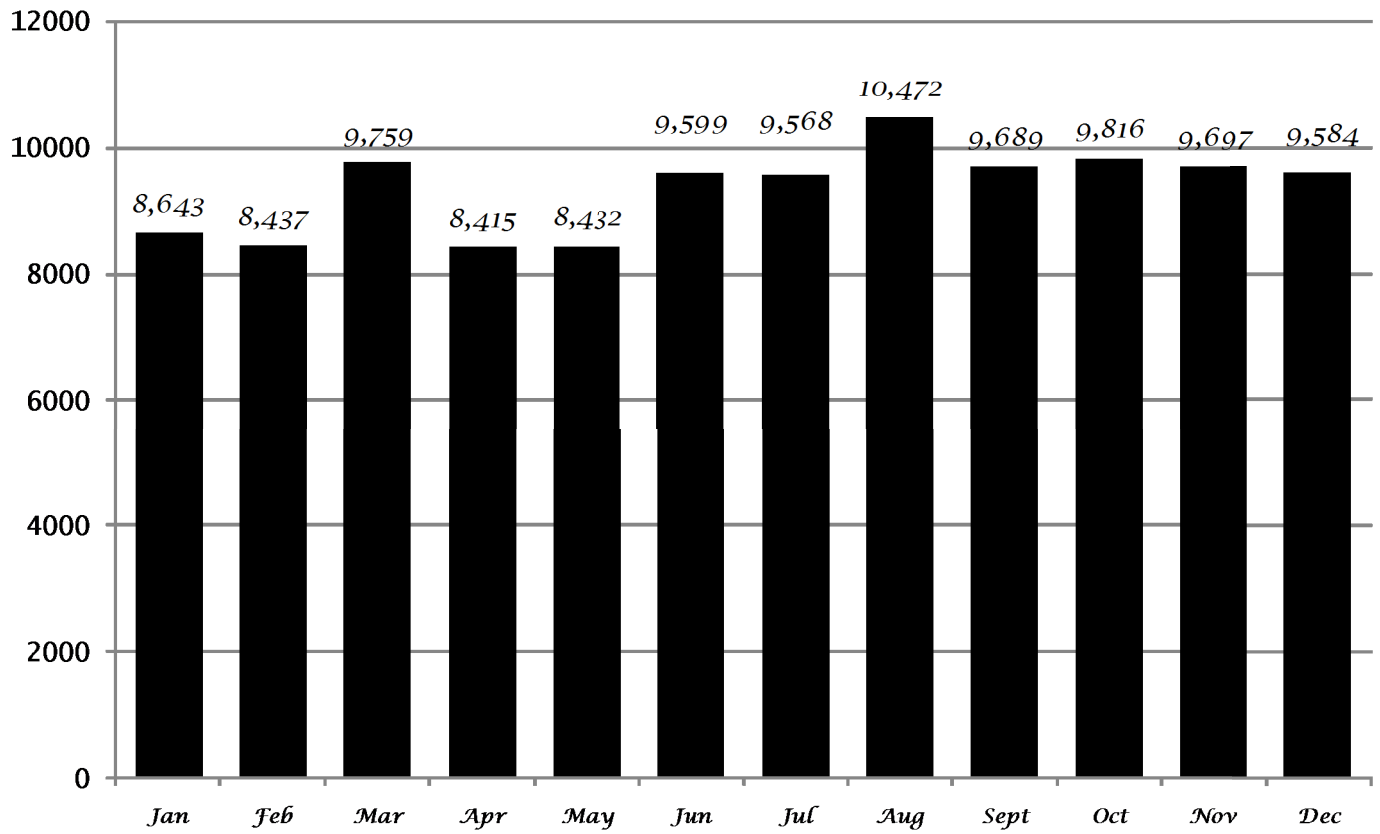
*Elaine Dellinger
Communications
Supervisor*

Calls Received

	2010
<i>Emergency</i>	6,378
<i>Non-Emergency</i>	24,588
<i>Report only</i>	3,149
<i>Self-Initiated</i>	77,920
<i>Calls referred to other agencies</i>	2,558
<i>Call with no officer available</i>	1,893
<i>Radio transmissions</i>	1,178,656

Communications

Count of Calls for Service by Month



Training



Total Training Hours
54,299.75

Total Students 596

Total Courses 358



Criminal Investigations



	<i>Total Assigned</i>	<i>Cleared</i>	<i>Unfounded</i>
	1061	992	97
<i>Aggravated Assault</i>	13	10	0
<i>Burglary</i>	6	7*	0
<i>Child Abuse</i>	12	5	8
<i>Child Neglect</i>	3	0	4
<i>Counterfeiting</i>	5	4	0
<i>Crimes Against Family & Children</i>	8	5	3
<i>Damage to Property</i>	5	5	0
<i>Death Investigation</i>	31	41*	0
<i>Delinquent/Undisciplined Child</i>	0	0	0
<i>Embezzlement</i>	5	5	0
<i>FCSO-Arson</i>	15	14	0
<i>FCSO-Auto Breaking</i>	115	119*	0
<i>FCSO-Missing Person</i>	21	20	1
<i>FCSO-Recovered Property/Vehicle</i>	0	0	0
<i>FCSO-Sex Offender Violation</i>	117	78	38
<i>Forgery & Uttering</i>	5	2	0
<i>Fraud</i>	35	40*	0
<i>Homicide</i>	1	0	0
<i>Housebreaking</i>	238	243*	5
<i>Larceny</i>	101	84	5
<i>MV Theft</i>	49	54*	4
<i>Narcotics Violations</i>	3	3	0
<i>Other Crimes</i>	40	36	4
<i>Police Services</i>	35	33	1
<i>Property Crimes-Other</i>	4	4	0
<i>Rape</i>	32	27	6
<i>Robbery from Business</i>	4	7*	0
<i>Robbery from Person</i>	4	7*	0
<i>Runaway</i>	41	45*	0
<i>Sex Offenses</i>	63	45	18
<i>Storebreaking</i>	47	46	0
<i>Weapon Crimes</i>	3	3	0

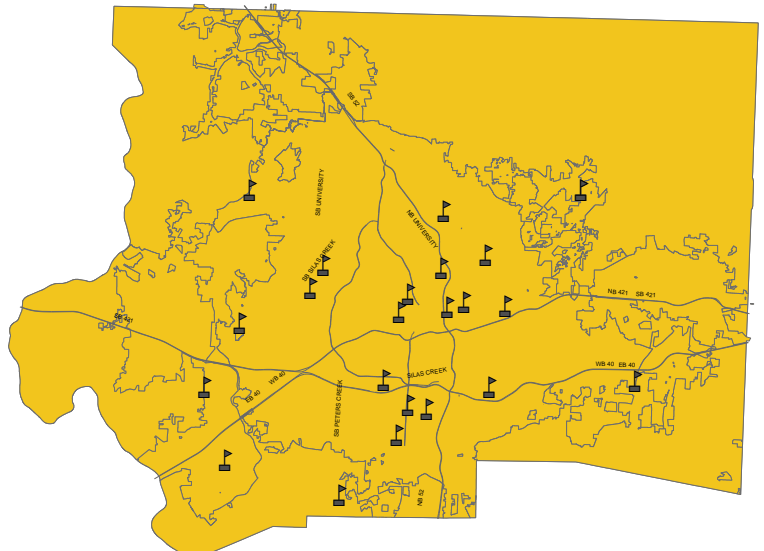
* Number of cleared cases may be larger than assigned cases due to cases cleared from a previous year.

School Resources Officers

School	Incidents	Calls For Service	Arrests	Charges
<i>Atkins</i>	148	204	63	87
<i>Career Center</i>	37	60	4	5
<i>Carter Voc</i>	17	15	5	6
<i>Carver</i>	97	127	43	43
<i>Clemmons</i>	123	148	103	103
<i>Flat Rock</i>	73	98	40	41
<i>Glenn</i>	179	212	55	64
<i>Griffith</i>	178	210	92	119
<i>Hanes/Lowrance</i>	188	214	169	177
<i>Hill</i>	173	216	162	171
<i>Jefferson</i>	66	76	50	57
<i>Kennedy L.E.A.P.</i>	183	207	114	122
<i>Kingswood</i>	23	31	13	15
<i>Meadowlark</i>	62	90	39	39
<i>Mineral Springs</i>	123	126	88	106
<i>Mt Tabor</i>	120	134	44	49
<i>Paisley</i>	113	133	110	119
<i>Parkland</i>	178	220	71	80
<i>Philo</i>	128	143	111	116
<i>Reagan</i>	88	111	20	24
<i>Walkertown</i>	68	76	18	20
<i>West Forsyth</i>	167	165	62	70
<i>WSP</i>	75	91	60	66
<i>Totals</i>	2607	3107	1536	1699

FORSYTH COUNTY SHERIFF'S OFFICE SCHOOLS

Forsyth County Sheriff's Office employees 29 School Resource Personnel including, 1 Lieutenant, 3 Sergeants, 3 Corporals and 22 Deputies covering 23 city and county schools. Calls for Service at schools were up 45.7% and total incidents were up 34.5% from 2009.



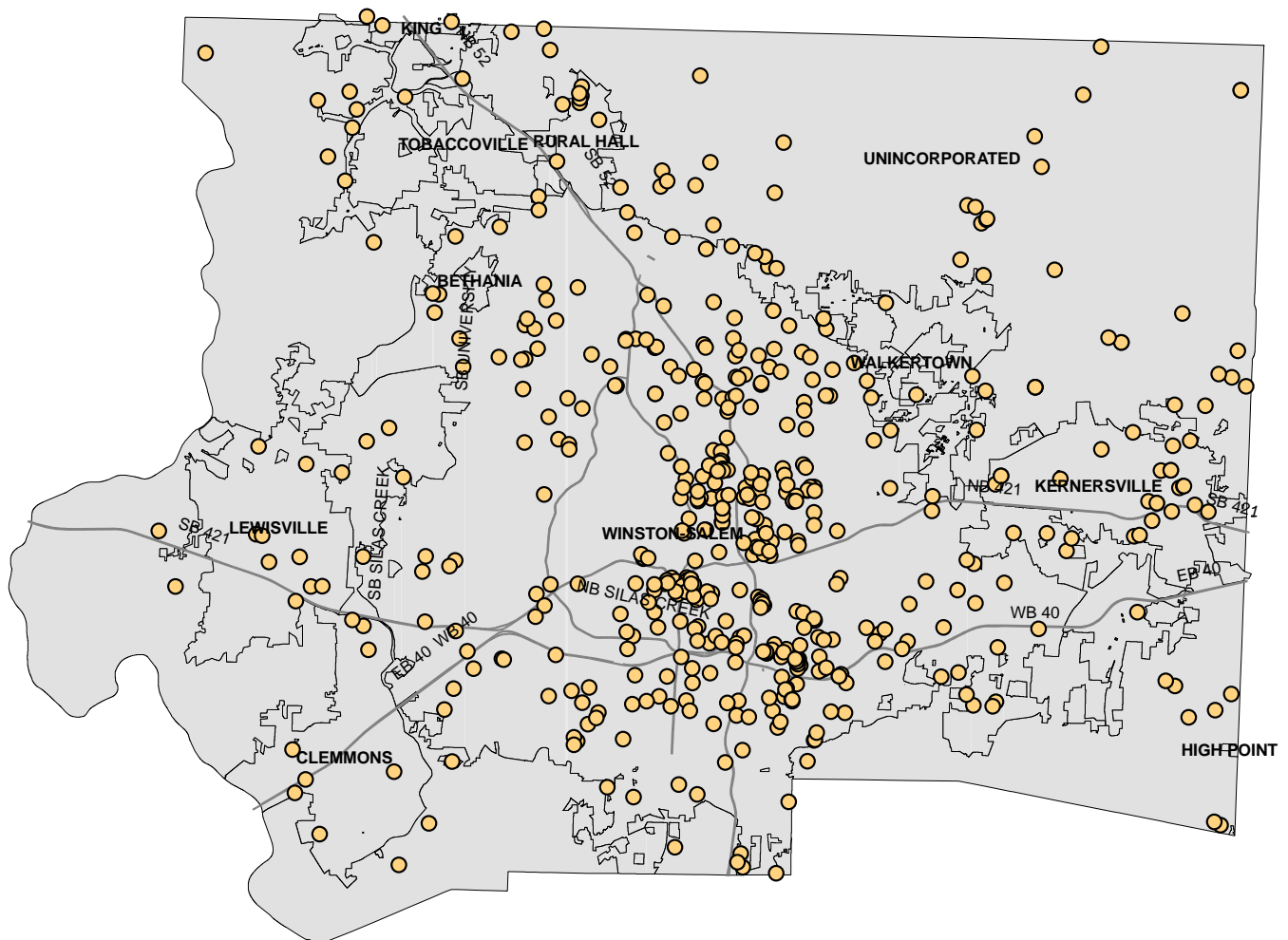
Sex Offenders

In 1947, California became the first state in the US to have a sex offender registration program. In 1994, a federal statute called the “Jacob Wetterling Act” required sex offenders in all states to register with state registries. Then in 1996, “Megan’s Law” required states to mandate public notification of personal information for certain sex offenders.

Is there a Sex Offender in your neighborhood?

You can check on our website for wanted sex offenders that have failed to register or just look up your street or zip code to find the sex offenders in your neighborhood. Go to www.fcsso.us and click on the search at the bottom right hand corner of the page to search the National Database or click on services and sex offenders to search North Carolina.

At the time of this printing, Forsyth County Sheriff’s Office has an active database of registered sex offenders of 398 names. The map below shows a sample of where the offenders live in Forsyth County.



Crime Scene Investigators



<i>Forsyth County Sheriff's Office CSU Activity</i>	
	2010
<i>Total Calls/Activities</i>	1,826
<i>Total Prints Lifted</i>	712
<i>Total Identifiable Prints</i>	255
<i>Latent Prints Identified</i>	106
<i>AFIS Searches</i>	284
<i>AFIS Identifications</i>	34
<i>Reverse AFIS Searches</i>	2,221
<i>Reverse AFIS Identifications</i>	7
<i>Death Investigations including Accident, Suicide, Natural</i>	38
<i>Homicide</i>	2
<i>Burglary (Housebreaking, Storebreaking)</i>	213
<i>Robbery (Armed Robbery, Common Law Robbery)</i>	7
<i>Assault (Simple, Child Abuse, Aggravated Assault)</i>	16
<i>Laboratory Examinations</i>	84
<i>Arson</i>	4
<i>Sexual Offenses</i>	4
<i>Search Warrants</i>	8
	5,821



On April 9th, Investigator R. L. Horton earned the credentials as a Certified Crime Scene Analyst through the International Association of Identification (IAI). There are only ten Certified Crime Scene Analysts in North Carolina and 177 throughout the world.

Crime Prevention

“Volunteering with Pride - Protecting with Honor”

Started in January 2005, the Forsyth County Sheriff's Citizens Patrol is a team of highly trained volunteer group who enhance vital crime prevention services and community awareness through protective law enforcement principles. They serve a minimum of 8 hours per month. If you would like to apply and are between 21 and 100, contact Corporal C. Sayers at 917-7301.



In January 2010, the Forsyth County Sheriff's Office launched a new safety program for teens. Named "Fatal Vision®", the program is designed to teach teen drivers the perils of driving while impaired. The most vivid way to teach the impairing effects of alcohol and drugs is to allow participants the opportunity to experience what impairment feels like.



On July 9th the Forsyth County Sheriff's Office was the recipient of the Annual Care Bear Ride donation sponsored by the Honda Goldwing Road Riders Association. These teddy bears are distributed to children in need or who have been exposed to a crisis situation.



Specialized Teams



The Forsyth County sheriff's Office Tactical Action Response Team (START) participated in a statewide competition at the NC Justice Academy in October. The team trained and competed with other tactical teams from across the state. They place 9th overall and 3rd in the "Rolling Thunder" and "night Operations" event. This is a specialized unit which provides strategic assistance to operations initiated by deputies. These operations include incidents such as riots, high risk search and high risk arrest warrant service, armed barricaded suspects, hostage taking, sniper and active shooter incidents.



In April 2010, the Forsyth County Sheriff's Office Canine Unit participated in an open house event at Oldtown Veterinary Hospital featuring local Animal Heroes. Oldtown donated 20% of event sales to participating Animal Hero groups and chose to raise funds to purchase a canine vest for the sheriff's office canine unit. Since the funds donated from the event were short of the required purchase amount, Dr. Schroeder and his staff at Oldtown Veterinarian Hospital launched a fund raiser to collect the remaining balance. For more information about donating protective vests for a canine visit www.vestnpdp.com.

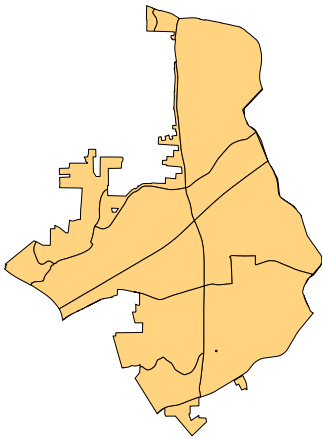


Patrol



Community Policing - Clemmons

There were 11,621 Calls for Service in the Village of Clemmons in 2010. There were 244 calls for service where there were no available officers to dispatch. There were 272 arrests and 1,724 criminal charges. 47% of those arrests by Clemmons officers. Infractions numbered 1,337 and 93% were issued by Clemmons officers. 2,481 incidents and 59% handled by Clemmons officers. The average response time to all calls by Clemmons officer was 10:31, to priority P, 4:05, and to priority 2 and 3 calls, 10:44. Average Response times by other officers; priority 2 and 3, 11:30, emergency priority, 4:52; all calls 11:32.

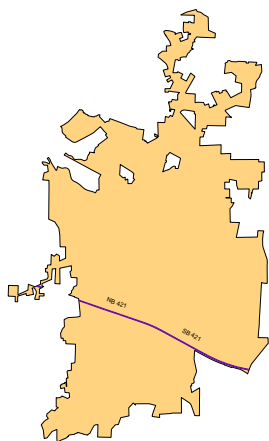


	2008	2009	2010	2008	2009	2010	2008	2009	2010	2008	2009	2010
	Offenses	Offenses	Offenses	Arrests	Arrests	Arrests	Citations	Citations	Citations	Infractions	Infractions	Infractions
Murder	0	0	0	0	0	0	0	0	0	0	0	0
Rape	2	0	6	0	0	2	0	0	0	0	0	0
Robbery	14	7	5	3	0	0	0	0	0	0	0	0
Aggravated Assault	23	18	32	53	46	85	12	14	11	0	0	0
Burglary	95	100	99	17	5	4	0	2	1	0	0	0
Larceny	464	365	416	30	26	16	46	29	29	0	0	0
MV Theft	29	22	14	0	0	1	0	0	0	0	0	0
Part II Crime	1,008	820	851	213	163	161	1,640	1,638	1,683	1,580	1,218	1,294
Non Reportable	851	902	935	2	7	3	0	0	0	0	0	0
Totals	2,486	2,234	2,358	318	247	272	1,698	1,683	1,724	1,580	1,218	1,294

Community Policing - Lewisville

The town of Lewisville had 4,619 Calls for Service in 2010. One hundred and twenty-one of those calls for service, there were no available officers to dispatch. There were 153 arrests and 218 criminal charges.

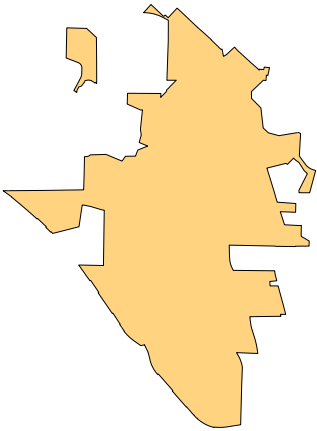
Lewisville officers made 45% of those arrests. Infractions numbered 132 and 69% were issued by Lewisville officers. They handled 47% of the 1,140 incidents that occurred. The average response time to all calls by Lewisville Officers was 11:10, to emergency priority calls, 4:11, and to priority 2 and 3 calls, 11:37. Average Response times by other officers; priority 2 and 3 14:19, emergency priority, 6:02; and all calls was 11:32.



	2008	2009	2010	2008	2009	2010	2008	2009	2010	2008	2009	2010
	Offenses	Offenses	Offenses	Arrests	Arrests	Arrests	Citations	Citations	Citations	Infractions	Infractions	Infractions
Murder	1	0	0	0	0	0	0	0	0	0	0	0
Rape	1	2	1	0	0	0	0	0	0	0	0	0
Robbery	1	2	0	0	0	0	0	0	0	0	0	0
Aggravated Assault	12	11	22	4	5	1	0	1	1	0	0	0
Burglary	58	45	65	6	1	6	0	0	0	0	0	0
Larceny	189	117	116	7	7	6	1	5	1	0	0	0
MV Theft	4	11	6	0	0	0	0	0	0	0	0	0
Part II Crime	408	394	405	100	97	138	291	316	216	135	168	127
Non Reportable	422	433	478	1	3	2	0	0	0	0	0	0
Totals	1,096	1,015	1,093	118	113	153	292	322	218	135	168	127

Community Policing - Rural Hall

The town of Rural Hall had 90 calls for service in 2010 that there were no available officers to dispatch out of the 2,505 Calls for Service. There were 82 arrests and 79 criminal charges. Rural Hall Officers accounted for 11% of the arrests. Twenty-five (25) infractions were issued with 0 issued by a Rural Hall Officer. The Rural Hall officer handled 28% of the 685 incidents. The average response time to all calls by the Rural Hall Officer was 11:10, to emergency priority; 6:26, and to priority 2 and 3 calls, 11:00. Average response times by other officers; 2 and 3 14:19, emergency priority, 5:01; and all calls 14:09.



	2008	2009	2010	2008	2009	2010	2008	2009	2010	2008	2009	2010
	<i>Offenses</i>	<i>Offenses</i>	<i>Offenses</i>	<i>Arrests</i>	<i>Arrests</i>	<i>Arrests</i>	<i>Citations</i>	<i>Citations</i>	<i>Citations</i>	<i>Infractions</i>	<i>Infractions</i>	<i>Infractions</i>
<i>Murder</i>	0	0	0	0	0	0	0	0	0	0	0	0
<i>Rape</i>	0	1	2	0	0	0	0	0	0	0	0	0
<i>Robbery</i>	7	1	0	2	1	0	0	0	0	0	0	0
<i>Aggravated Assault</i>	8	8	14	4	6	4	0	0	0	0	0	0
<i>Burglary</i>	44	34	43	3	1	2	1	0	0	0	0	0
<i>Larceny</i>	90	96	85	4	2	4	1	2	1	0	0	0
<i>MV Theft</i>	4	9	10	0	0	1	0	0	0	0	0	0
<i>Part II Crime</i>	208	226	240	55	53	68	229	125	78	67	45	25
<i>Non Reportable</i>	191	231	271	2	1	3	0	0	0	0	0	0
<i>Totals</i>	552	606	665	70	64	82	231	127	79	67	45	25

Law Enforcement Detention Center



Visitors to Detention	
January	1,012
February	976
March	1,125
April	1,054
May	1,195
June	1,003
July	923
August	1,121
September	1,118
October	1,118
November	1,355
December	1,013
Totals	13,013

	Inmate Population			Intakes	Releases	Transfer to DOC	Average State DOC Backlog	Immigration Alien Query	Total
	Monthly	Female	Male						
Jan	808	82	726	1059	1093	69	38	44	3919
Feb	767	79	688	931	998	24	27	42	3556
Mar	781	84	697	1117	1230	62	31	40	4042
Apr	766	84	682	1207	1204	67	31	36	4077
May	740	82	658	1075	1093	61	31	53	3793
Jun	718	84	634	1043	1114	57	40	24	3714
Jul	718	83	635	1186	1217	59	29	50	3977
Aug	695	79	616	1159	1162	50	33	38	3832
Sep	697	78	619	1101	1079	74	38	29	3715
Oct	712	80	632	1127	1141	73	36	23	3824
Nov	693	75	618	1042	1073	56	43	27	3627
Dec	642	65	577	907	969	67	28	35	3290
Avg	728	80	649	1,080	1,114	60	34	37	3,781
Total	8,737	955	7,782	12,954	13,373	719	405	441	45,366

Law Enforcement Detention Center

	<i>Assaults</i>	<i>Inmate on Inmate</i>	<i>Inmate on Officer</i>	<i>Use of Force Incidents</i>	<i>Use of Less Than Lethal</i>	<i>Inmate Grievances</i>	<i>Disciplinary</i>	<i>Fights</i>
<i>January</i>	3	3	0	23	0	241	60	6
<i>February</i>	1	0	1	23	2	195	43	3
<i>March</i>	1	1	0	10	0	290	35	3
<i>April</i>	2	1	1	19	0	271	40	6
<i>May</i>	2	1	1	21	0	224	56	4
<i>June</i>	2	2	0	9	0	197	39	4
<i>July</i>	2	2	0	14	0	226	33	2
<i>August</i>	1	1	0	11	1	251	44	3
<i>September</i>	2	1	1	15	0	196	50	5
<i>October</i>	4	4	0	24	0	281	57	6
<i>November</i>	3	2	1	15	4	239	28	2
<i>December</i>	2	1	1	28	3	195	44	3
<i>Totals</i>	25	19	6	212	10	2,806	529	47

Courtroom

	<i>Inmates Transported</i>	<i>Inmates Transported</i>	<i>New In Custody</i>	<i>Grand Jury Indictments</i>	<i>Released/Payouts</i>	<i>Public/Employee Count</i>
<i>Monthly Average</i>	631	762	133	93	2	45,854
<i>January</i>	708	846	138	31	0	39,622
<i>February</i>	523	617	96	59	2	32,934
<i>March</i>	672	826	157	70	3	48,403
<i>April</i>	665	790	127	124	2	44,541
<i>May</i>	607	734	131	85	4	42,658
<i>June</i>	571	690	119	177	0	44,495
<i>July</i>	743	867	126	87	2	48,179
<i>August</i>	649	780	135	88	4	49,339
<i>September</i>	773	923	153	115	3	49,533
<i>October</i>	557	714	160	90	3	49,075
<i>November</i>	647	790	145	104	2	50,022
<i>December</i>	462	568	108	84	2	51,443
<i>Totals</i>	8,208	9,907	1,728	1,207	29	596,098

Employee Recognition 2010



Law Enforcement Officer of the Year

Deputy L. Koontz - Patrol

Deputy Koontz formed a friendship with a North Davidson High School senior and agreed to assist him with his senior project. The project chosen was an in depth look at the training and daily duties of a law enforcement K9 officer. Deputy Koontz helped the student select the proper dog in which to train. Because of the dedication of Deputy Koontz and other officers, the student now has a great desire to continue in the field of law enforcement. He has applied and been accepted into the criminal justice program.



Detention Officer of the Year

Cpl. W. Bright - Intake

While inventorying property of a new inmate being received into the LEDC, a manila envelope containing jewelry was included in the inmates property. Cpl. Bright began to inventory the jewelry and noticed 2 2006 ACC Championship rings and discovered they were inscribed with the names of WFU basketball players.



Civilian Staff Member of the Year

Portia Walker - Day Reporting

Recognizing that many of our clients were illiterate or were functioning on a low reading level, Portia volunteered to attend Literacy training provided by a local program and began tutoring clients weekly.



Reserve Officer of the Year

Lieutenant J. M. Brown



Corporal J. Gilbertson

MADD's "Top DWI Arrests"

Employee Recognition 2010

	<i>Civilian Staff Member</i>	<i>Detention Officer</i>	<i>Law Enforcement Officer</i>
<i>January</i>	<i>April Britt</i>	<i>Corporal S. Vaughn</i>	<i>Deputy M. March</i>
<i>February</i>	<i>Kris Grogan</i>	<i>Pfc C. Binck</i>	<i>Sergeant S. Shepherd</i>
<i>March</i>	<i>Jeff Wilson</i>	<i>Corporal C. Warren</i>	<i>Sergeant A. H. Crawley</i>
		<i>Deputy E. Johnson</i>	
<i>April</i>	<i>Beverley Mills</i>	<i>Pfc A. Thrush</i>	<i>Deputy J. L. Koontz</i>
<i>May</i>	<i>Holly Sykes</i>	<i>Deputy B. Brown</i>	<i>Investigator T. R. Jones</i>
<i>June</i>	<i>Tina Schritter</i>		<i>Deputy C. Hill</i>
<i>July</i>	<i>Portia Walker</i>	<i>Pfc S. Eckart</i>	<i>Corporal P. Huey</i>
<i>August</i>	<i>Lewis Moore</i>	<i>Corporal W. Bright</i>	<i>Investigator J. W. Tilley</i>
<i>September</i>	<i>Debbie Mathis</i>	<i>Sergeant D. Chenault</i>	<i>Deputy R. Bethea</i>
<i>October</i>		<i>Pfc L. Lemons</i>	<i>Deputy S. Carter</i>
			<i>Corporal T. Lunsford</i>
<i>November</i>	<i>Roberto Porras</i>	<i>Pfc A. Harley</i>	<i>Sergeant S. M. Reid</i>
<i>December</i>	<i>Tanya McClain</i>	<i>Pfc S Buhl</i>	<i>Deputy D. Tubbs</i>

Retirements



*Deputy Charles L. Crosby
20 Years*



*Investigator Ronnie Holland
14 Years*



*Lieutenant Tommy Hicks
25 Years*

What Are Policemen Made Of?

By Paul Harvey

Don't credit me with the mongrel prose: it has many parents-at least 420,000 of them: Policemen. A Policeman is a composite of what all men are, mingling of a saint and sinner, dust and deity. Gulled statistics wave the fan over the stinkers, underscore instances of dishonesty and brutality because they are "new". What they really mean is that they are exceptional, unusual, not commonplace. Buried under the frost is the fact: Less than one-half of one percent of policemen misfit the uniform. That's a better average than you'd find among clergy! What is a policeman made of?

~He, of all men, is once the most needed and the most unwanted.

~He's a strangely nameless creature who is "sir" to his face and "fuzz" to his back

~He must be such a diplomat that he can settle differences between individuals so that each will think he won. But...If the policeman is neat, he's conceited; if he's careless, he's a bum. If he's pleasant, he's flirting; if not, he's a grouch.

~He must make an instant decision which would require months for a lawyer to make. But...If he hurries, he's careless; if he's deliberate, he's lazy.

~He must be first to an accident and infallible with his diagnosis.

~He must be able to start breathing, stop bleeding, tie splints and, above all, be sure the victim goes home without a limp. Or expect to be sued. The police officer must know every gun, draw on the run, and hit where it doesn't hurt.

~He must be able to whip two men twice his size and half his age without damaging his uniform and without being "brutal". If you hit him, he's a coward. If he hits you, he's a bully. A policeman must know everything-and not tell.

~He must know where all the sin is and not partake. A policeman must, from a single strand of hair, be able to describe the crime, the weapon and the criminal- and tell you where the criminal is hiding. But...If he catches the criminal, he's lucky; if he doesn't, he's a dunce. If he gets promoted, he has political pull; if he doesn't, he's a dullard. The policeman must chase a bum lead to a dead-end, stake out ten nights to tag one witness who saw it happen-but refused to remember.

~The policeman must be a minister, a social worker, a diplomat, a tough guy and a gentleman. And, of course, he'd have to be genius....For he will have to feed a family on a policeman's salary.